

# Education and skills data sheet

Last updated: October 2024

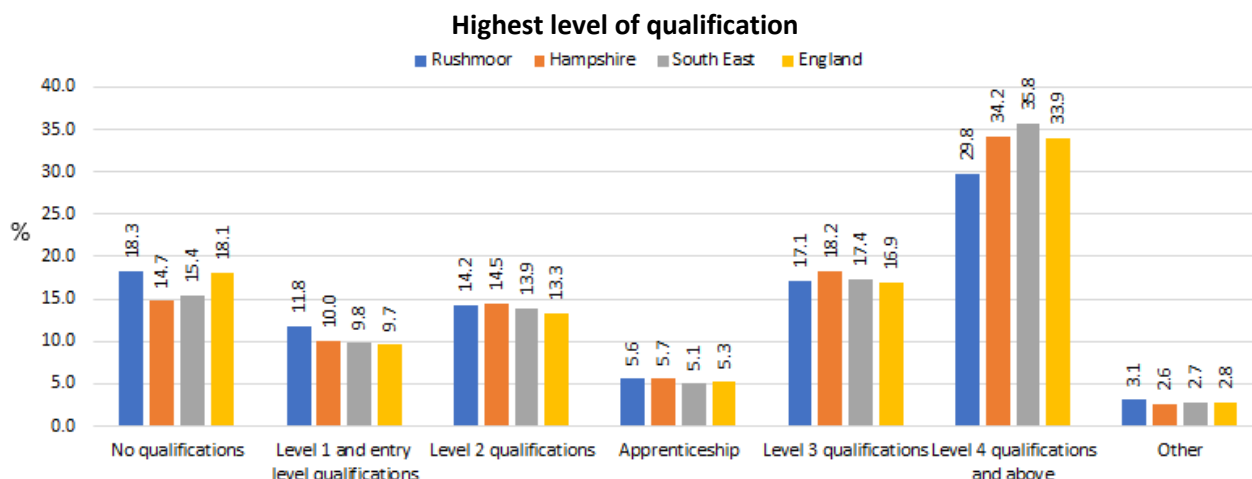
Produced by: Risk, Performance & Procurement

Contact: [performance@rushmoor.gov.uk](mailto:performance@rushmoor.gov.uk)

Summary – Data from the 2021 Census shows that compared to Hampshire, the South East and England, Rushmoor has a lower percentage of residents with the highest level of qualifications. Primary school results vary and only 39% of the schools have Key Stage 2 results above the England average. The majority of the state maintained secondary schools in Rushmoor have Key Stage 4 results below the Hampshire and England averages. The results by school location are low in comparison to other local authorities and lower than the results by pupil residence.

## Education levels

Data from the 2021 Census shows that in comparison to Hampshire, the South East and England, Rushmoor has a lower percentage of residents qualified to level 4 and above and a higher percentage of residents with no qualifications.



Data is for all those over 16 years of age

(Source: Office for National Statistics 2021 Census [Education, England and Wales - Office for National Statistics \(ons.gov.uk\)](https://ons.gov.uk))

## Education levels

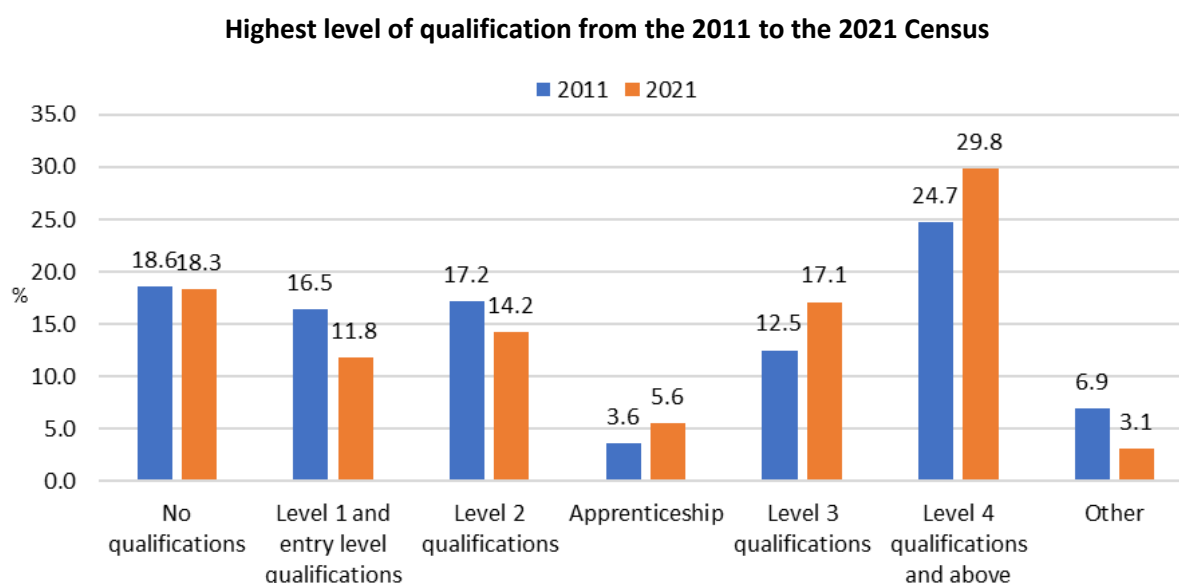
- No qualifications
- Level 1 and entry level qualifications: 1 to 4 GCSEs grade A\* to C , Any GCSEs at other grades, O levels or CSEs (any grades), 1 AS level, NVQ level 1, Foundation GNVQ, Basic or Essential Skills
- Level 2 qualifications: 5 or more GCSEs (A\* to C or 9 to 4), O levels (passes), CSEs (grade 1), School Certification, 1 A level, 2 to 3 AS levels, VCEs, Intermediate or Higher Diploma, Welsh

Baccalaureate Intermediate Diploma, NVQ level 2, Intermediate GNVQ, City and Guilds Craft, BTEC First or General Diploma, RSA Diploma

- Apprenticeship
- Level 3 qualifications: 2 or more A levels or VCEs, 4 or more AS levels, Higher School Certificate, Progression or Advanced Diploma, Welsh Baccalaureate Advance Diploma, NVQ level 3; Advanced GNVQ, City and Guilds Advanced Craft, ONC, OND, BTEC National, RSA Advanced Diploma
- Level 4 qualifications and above: degree (BA, BSc), higher degree (MA, PhD, PGCE), NVQ level 4 to 5, HNC, HND, RSA Higher Diploma, BTEC Higher level, professional qualifications (for example, teaching, nursing, accountancy)
- Other: vocational or work-related qualifications, other qualifications achieved in England or Wales, qualifications achieved outside England or Wales (equivalent not stated or unknown)

## Education levels over the past 10 years

Over the past 10 years there has been an improvement in the percentage of residents qualified to level 4 and level 3. Also, a lower percentage of residents had level 1 and level 2 as their highest level of qualification.



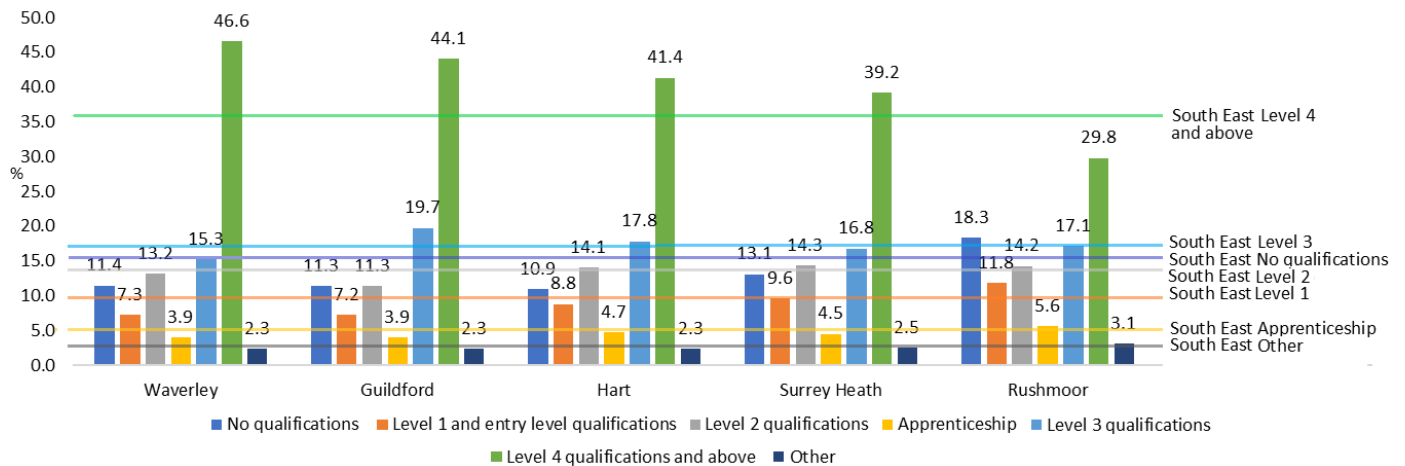
Data is for all those over 16 years of age

(Source: Office for National Statistics 2021 Census [Education, England and Wales - Office for National Statistics \(ons.gov.uk\)](https://ons.gov.uk))

## Education levels compared to geographical neighbours and Hampshire authorities

The following chart shows the highest level of qualification for residents in Rushmoor's neighbouring geographical districts. In comparison, Rushmoor has the lowest percentage for residents educated to level 4 and the highest percentage of residents with no qualifications.

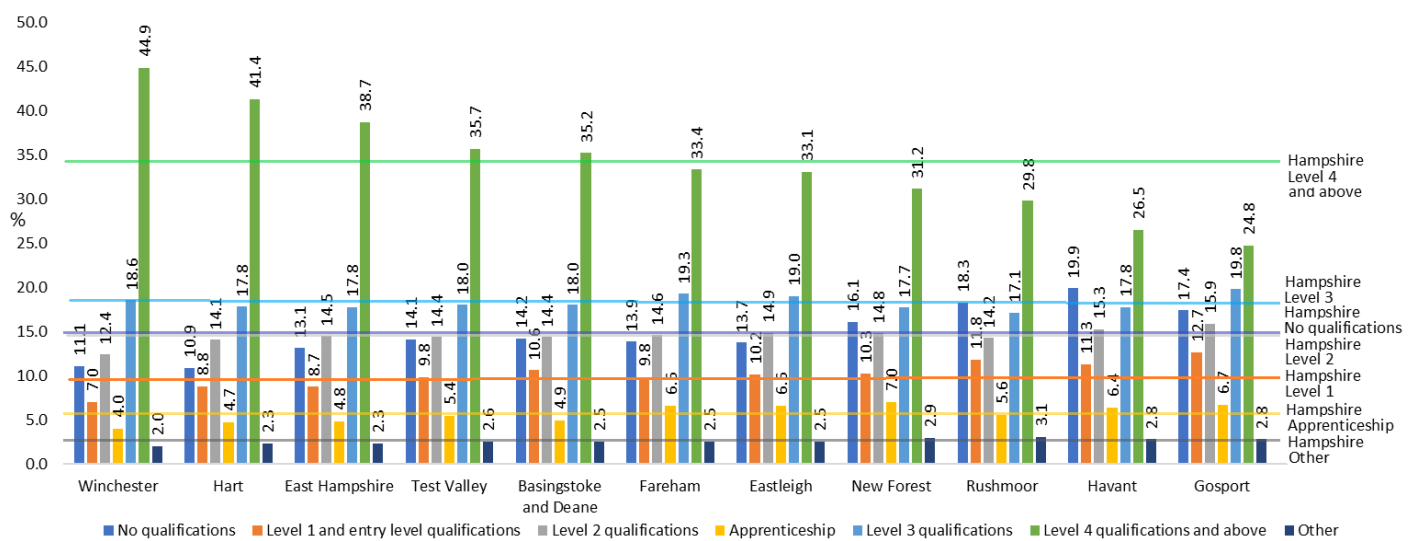
## Highest level of qualification for residents in Rushmoor's neighbouring geographical districts – 2021 Census



Data is for all those over 16 years of age  
 (Source: Office for National Statistics 2021 Census [Education, England and Wales - Office for National Statistics \(ons.gov.uk\)](https://ons.gov.uk))

The following chart shows information for all of the Hampshire districts. The 2021 Census data shows that Rushmoor the third lowest percentage of residents educated to level 4 and above in Hampshire. Rushmoor also has the second highest percentage of residents with no qualifications.

## Highest level of qualification for residents in Hampshire districts – 2021 Census



Data is for all those over 16 years of age  
 (Source: Office for National Statistics 2021 Census [Education, England and Wales - Office for National Statistics \(ons.gov.uk\)](https://ons.gov.uk))

## Primary schools in Rushmoor

Rushmoor has 29 primary schools that cater for infant school age (year R [reception] to year 2) or junior school age children (years 4 to 6) or both (years R to 6), and one through school which caters for year R to 11. There are 9 primary schools in Aldershot (including The Cambridge Primary which opened in September 2018) and 20 in Farnborough.

In addition, there are two special schools that cater for primary age children in Farnborough. Samuel Cody and Henry Tyndale, their Key Stage 2 results have not been included in the data below. More details can be found on the Department for Education web site:

<http://www.education.gov.uk/schools/performance/>.

The Key Stage 2 results for primary schools were published in December 2023. The Department for Education states: school performance data for the 2022/23 academic year should be used with caution given the ongoing impacts of the COVID-19 pandemic, which affected individual schools and pupils differently.

The following table shows the percentage of children at the end of year 6 (in 2023) meeting the expected standard in reading, writing and maths, in the 18 schools with Key Stage 2 children (The Cambridge Primary did not have any pupils at the end of Key Stage 2 in 2023).

The table also shows the progress scores, the scores show how much progress pupils at this school made in reading, writing and maths between the end of Key Stage 1 and the end of Key Stage 2, compared to pupils across England who got similar results at the end of Key Stage 1.

Percentage of pupils meeting the expected standard in reading, writing and maths Green text indicates the result are above the England average		Progress score		
School	2023	Reading	Writing	Maths
Alderwood School	69%	0.5	-1.2	-0.1
Cherrywood Primary*	43%	-2.7	-4.2	-2.2
Cove Junior	56%	0.1	1.3	-0.3
Grange Community Junior	52%	0.4	0.7	0.7
Guillemont Junior	54%	-0.3	-0.2	-0.7
Manor Junior	43%	-4.1	-3.7	-3.3
Park Primary*	43%	-1.1	-2.9	-2.1
South Farnborough Junior	76%	-0.7	1.2	-1.2
St Bernadette's Primary	64%	0.9	1.0	-0.2
St Joseph's Primary	80%	4.3	4.5	3.6
St Mark's CE Primary*	67%	0.1	-1.6	-3.2
St Michael's CE Junior	50%	-1.9	-3.9	-2.7
St Patrick's Primary*	53%	0.0	0.2	-3.2
St Peter's CE Junior	43%	0.4	-1.9	-3.2
The Ferns Primary Academy*	9%	-6.2	-7.2	-8.5
Talavera Junior	64%	-0.7	3.9	1.5
Tower Hill Community	70%	0.8	1.9	3.0
Wellington Community Primary	49%	-2.7	-4.3	-4.7
<b>Hampshire average</b>	61%			
<b>England average</b>	60%			

(Source: Department for Education <http://www.education.gov.uk/>)

\*30 pupils or less at the end of Key Stage 2

Key to the National progress score colour coding:

Well above national average (9% - 10% of schools)
Above national average (9% - 11% of schools)
Average (59%- 67% of schools)
Below national average (6% - 11% of schools)
Well below national average (8% - 9% of schools)

The school results vary and only 39% of schools (7 schools) have results above the England average for the percentage of pupils meeting the expected standard in reading, writing and maths (this is lower than in 2019 when it was 72% - 13 schools). It should be noted that some schools had very small numbers of pupils at the end of Key Stage 2.

## Secondary schools in Rushmoor

There are four state maintained schools in Rushmoor which cater for secondary education:

- Alderwood (Aldershot)
- Cove School (Farnborough)
- Fernhill School (Farnborough but catchment area also covers part of Hart) – This school closed on the 31 December 2023 and Bohunt Farnborough will open on 1 January 2024
- The Wavell School (Farnborough)

There is also a local voluntary aided Catholic school (All Hallows) which Rushmoor children attend, which is in Farnham.

Some children who live in Rushmoor also attend other schools not in the Borough, for example some of the schools are: Ash Manor School (Ash), Farnham Heath End (Farnham), Frogmore Community College (Yateley), Yateley School (Yateley) and Kings International College (Camberley).

More details about local schools can be found on the Department for Education web site: <http://www.education.gov.uk/schools/performance/>

The borough also contains two independent Catholic schools that cater for secondary education. These are Farnborough Hill and Salesian College (both have sixth forms).

## GCSE results

Due to the COVID-19 pandemic, the summer exam series for the 2019/20 and 2020/21 academic year were cancelled and exams resumed in 2021/22. However, the Department of Education recommends that school and college performance data for the 2022/2023

academic year should be used with caution as there are ongoing impacts of the COVID-19 pandemic, which affected individual schools, colleges and pupils differently.

Department for Education publishes the following performance information for schools:

- **Progress 8** - This score shows how much progress pupils at a school made between the end of key stage 2 and the end of key stage 4, compared to pupils across England who got similar results at the end of key stage 2. This is based on results in up to 8 qualifications, which include English and maths.
- **English and maths GCSEs** – This the percentage of pupils at a school getting a Grade 4 (a standard pass) and above and Grade 5 (a good pass) and above.
- **Attainment 8** - Schools get a score based on how well pupils have performed in up to 8 qualifications, which include English, maths, 3 English Baccalaureate qualifications including sciences, computer science, history, geography and languages, and 3 other additional approved qualifications.
- **Pupils 'entering for' the 'English Baccalaureate'** - A pupil is considered to have entered for the English Baccalaureate if they entered for qualifications in English, maths, sciences, a language and either history or geography. The English Baccalaureate (EBacc) is not a test or qualification; it is a measure used to provide information about a particular range of qualifications.
- **'English Baccalaureate' average point score** - The EBacc average point score calculates a pupil's average point scores across the 5 pillars of the English Baccalaureate, allocating points to a pupil's best grades and dividing by 6 (the science grades count in 2 pillars, meaning a total of 6 pillars) to create an average point score per pupil. This measure is an average across the subjects (i.e. divide the total by 6) and so is on a different scale to Attainment 8 which is calculated by simply awarding points score across 8 qualifications (without dividing the total)

## School results

The majority of the state maintained secondary schools in Rushmoor have results below the Hampshire and England average.

State maintained schools in Rushmoor (2023 provisional)	Progress 8 (as measures by the DfE)	Grade 4 or above in English & maths GCSEs*	Grade 5 or above in English & maths GCSEs	Attainment 8 score	Entering EBacc	EBacc average point score
Wavell School	0.1 Average	75%	55%	52	45%	4.72
Cove School	-0.61 Well below average	57%	35%	41.4	31%	3.63
Alderwood School	-1.06 Well below average	52%	29%	38.2	28%	3.37
Fernhill School	-1.11 Well below average	48%	25%	35.7	12%	3.28
Hampshire		66%	44%	45.8	35%	4.02
England average		65%	45%	46.2	39%	4.05
Key	Above the 2023 England average			Below the 2023 England average		

\*schools in order of the % of pupils achieving grade 4 and above in maths and English

(Source: [Find and check the performance of schools and colleges in England - GOV.UK \(www.gov.uk\)](https://www.gov.uk/government/organisations/find-and-check-the-performance-of-schools-and-colleges-in-england))

## GCSE results by school location and pupil residence

The latest data which compares the GCSE results by school location and pupil residence is the provisional 2023 GCSE results, which were published in October 2023. This included data for Rushmoor with results by school location and by pupils' residence.

The data shows that results by school location are low in comparison to other local authorities and lower than the results by pupil residence.

2023 provisional GCSE results	Number of pupils at the end of key stage 4 (number of schools)	Average progress 8 score	Average Attainment 8 score per pupil	Percentage of pupils who achieved grade 9-5 in English and maths	Percentage of pupils who achieved grade 9-4 in English and maths	English Baccalaureate Percentage of pupils entered for all components	Average Point Score per pupil English Baccalaureate
Rushmoor by School location	712 (6 schools)	-0.63	40.9	35.8	56.5	29.2	3.65
Rushmoor by pupil residence	1,035 (43 schools)	-0.39	43.9	40.2	62.2	26.3	3.84
Hampshire	-	-0.18	45.8	44	66	35	4.02
England	-	-0.03	46.2	45	65	39	4.05

Key:

In the bottom 20% of results for the 298 local authorities in England	In the bottom 10% of results for the 298 local authorities in England	In the bottom 5% of results for the 298 local authorities in England
---	---	--

(Source: [Key stage 4 performance, Academic year 2022/23 – Explore education statistics – GOV.UK \(explore-education-statistics.service.gov.uk\)](https://www.gov.uk/explore-education-statistics/service/gov-uk))

## Ofsted

From September 2024 Ofsted will no longer give a single overall grade to a school. Previously, Ofsted rated education institutions into four grades:

- Grade 1: Outstanding
- Grade 2: Good
- Grade 3: Requires Improvement
- Grade 4: Inadequate

These grades will now be used on the sub-categories Ofsted assesses a school on:

- Quality of education
- Behaviour and attitudes
- Personal development

- Leadership and management
- And for infants and primary schools – Early years provision

Rushmoor has 33 state funded mainstream schools, 29 primary schools, three secondary schools and one through school. At the end of September 2024 with the old grading system, Rushmoor had 25.0% of its schools with an outstanding rating (8 schools), 59.4% of its schools with a good rating (19 schools), 9.4% of its schools with a requires improvement rating (3 schools), and two schools were rated inadequate (6.3%).

There is no Ofsted grade for Bohunt Farnborough, which was formally Fernhill Secondary (Farnborough), as it opened in January 2024.

## Special schools

Rushmoor has two Community Special Schools, both located in Farnborough. Henry Tyndale School which caters for children aged 2-19 and is currently rated Outstanding by Ofsted and Samuel Cody Specialist Sports College which caters for primary and secondary school aged children (4-16 years old) and is currently rated Good by Ofsted.

## Further education in Rushmoor

Farnborough Sixth Form and Farnborough College of Technology cater for secondary school leavers. In addition, the technical college also offers Higher Education courses and adult learning courses.