

Housing and Homelessness Strategy

We are updating our Housing and homelessness strategy and we would like your views

Survey report

June 2022

Contents

	Page
Summary	3
Introduction	4
Method	4
Responses rate	4
Characteristics of the respondents	5
Results	8
Appendix A – copy of survey	21

Summary

The survey was designed so that members of the public have an opportunity to tell the Council their priorities for housing in the borough and to inform the update of the Housing and Homeless Strategy. In total 365 respondents completed the survey which was an improvement on the number that completed a similar survey in 2016. The demographic information indicated that those from Farnborough, males, younger people and the Nepali community were underrepresented.

Overall, respondents agreed the most that Rushmoor needs more affordable homes for rent (with housing associations), followed by Rushmoor needs more affordable low cost housing to buy, for example shared ownership or shared equity, followed by Rushmoor need more homes for outright sale. Respondents disagreed that Rushmoor needs more private rented accommodation and Rushmoor doesn't need any new housing. The most significant shift in results from 2016 to 2022, is the change to more respondents disagreeing than agreeing that Rushmoor needs more private rented accommodation. There was also a 16% drop in those who thought Rushmoor need more homes for outright sale.

Respondents thought the new homes should be for 'People who need affordable homes to rent because they have low incomes, are homeless, in crisis or living on the streets', followed by 'People who need affordable homes to rent because they are in unsuitable accommodation, for example they are living in poor housing conditions, overcrowded or wanting to downsize' followed by 'First time buyers who need affordable low cost homes to buy e.g. shared ownership or starter homes', followed by 'People who can afford to buy their own home with a deposit and mortgage'.

Respondents thought those households where someone is disabled and needs a home which can accommodate a wheelchair and specialist equipment e.g. a lift or hoist system' should have priority. This was also the group that had the highest percentage in a similar question asked in 2016.

Respondents thought new homes should be located on sites which have previously been used for commercial and industrial uses the most, followed by on small infill sites, followed by in Aldershot, followed by in Farnborough, followed by on larger sites, followed by near train stations. The location respondents thought new homes should be the least is in town centres. This was a very similar order to the results from questions asked in 2016.

Respondents would approach charitable organisations e.g. Citizens' Advice for advice first for both, housing advice on renting rights and responsibilities and housing advice on budgeting, saving and how mortgages work. This is change from 2016 when respondents indicated that they would approach the council first for housing advice on renting rights and responsibilities, and a bank or building society first for housing advice on budgeting, saving and how mortgages work.

There was concern from respondents about the infrastructure needing to be in place for new homes.

Introduction

Rushmoor Borough Council is updating its Housing and Homelessness Strategy. The strategy will have an impact on the types of homes that are built in Aldershot and Farnborough and who they are for. It will also set out how Rushmoor will work with residents and partner organisations to prevent people from becoming homeless and to provide the right help to people when they need it.

The strategy will be focusing on the following areas:

1. To get the right homes in the right places
2. Make the best use of our existing housing stock
3. To help people to resolve their housing issues and, if these can't be resolved, to help them find new accommodation
4. Enabling people to live in good quality accommodation

The survey (appendix A) was based on the survey carried out in 2016 which informed the Housing and Homelessness Strategy for 2017 - 2022, this was so any changes in the views of residents since the last strategy was agreed can be identified. The information received from this survey will inform the updated Housing and Homelessness Strategy for 2022–2027.

Method

The survey method was via an online survey available on the council's website and was promoted via the council's social media channels. Also, details of the survey were included in the council's weekly newsletter.

The survey ran for five weeks, from Thursday 19 May until the Friday 24 June 2022.

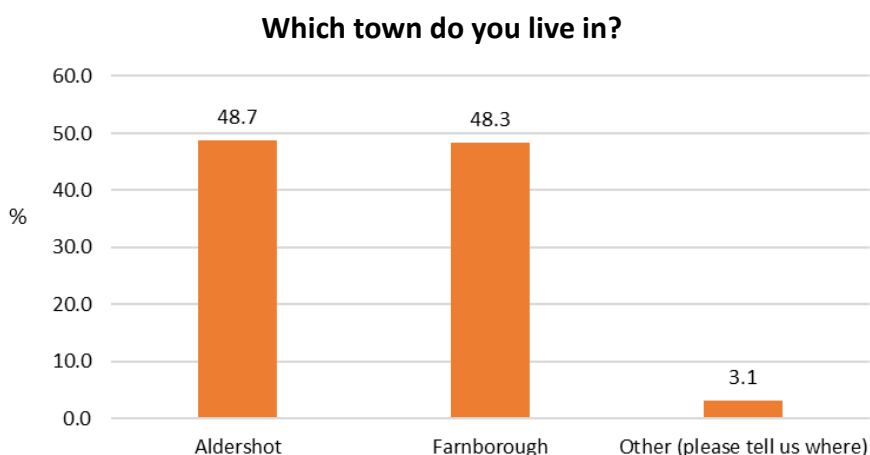
Response rate

Overall, 365 people filled in the survey. This is an improvement from the survey carried out in 2016 which had 222 responses.

Characteristics of the respondents

Town

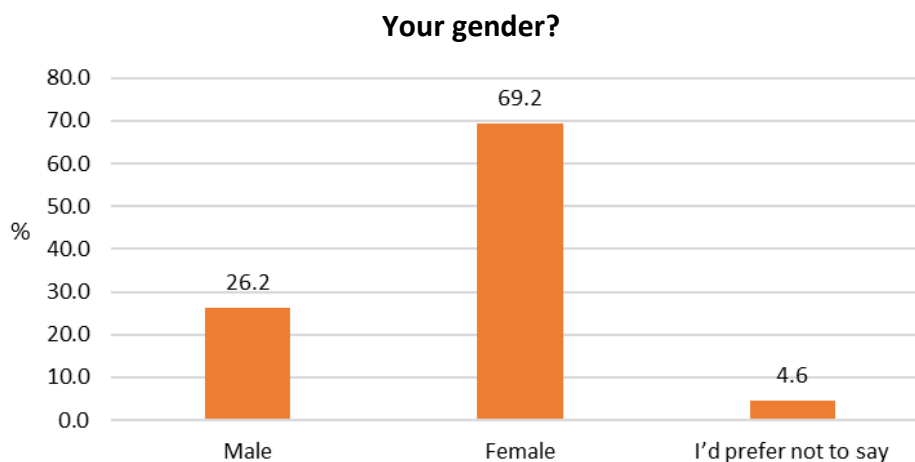
In total 261 respondents completed this question. Respondents were very evenly split between the towns. However, the latest ward population estimates (2020) from the Office of National Statistics splits percentage of Rushmoor population by 60.3% Farnborough and 39.7% Aldershot. This suggest that Aldershot residents were overrepresented in the survey and Farnborough residents were underrepresented.



There were no themes in the responses of the eight respondents that tick 'other'.

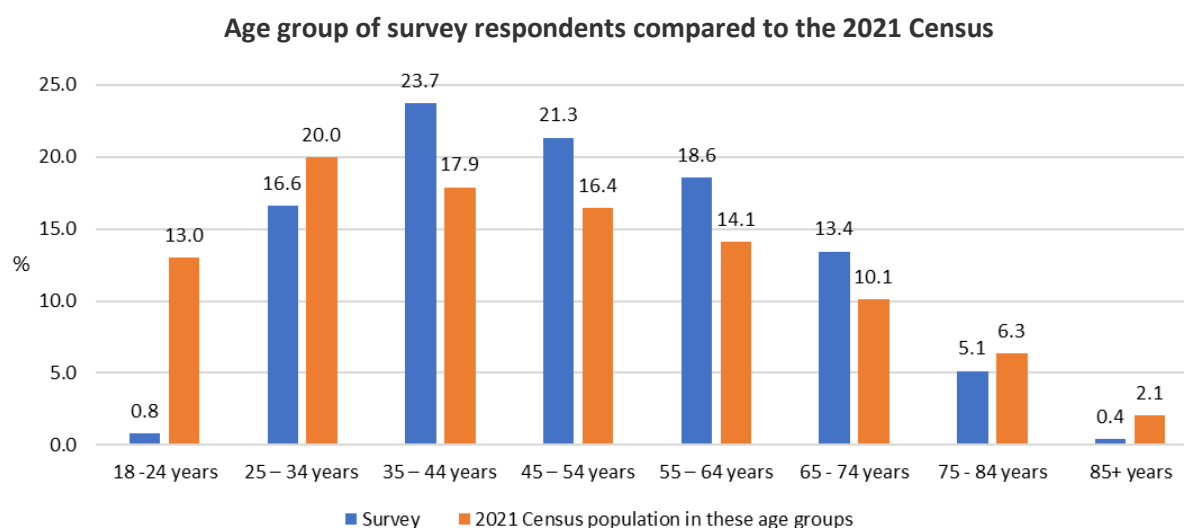
Gender

In total 260 respondents completed this question. 180 (69.2%) of respondents indicated they were female and 68 (26.2%) of respondents indicated they were male. According to the 2021 Census, 50% of the population of Rushmoor are female and 50% are male, suggesting that females were overrepresented.



Age group

In total 261 respondents filled in this question. Eight respondents indicated that they preferred not to say their age. The largest age group of those who did say their age, was the 35-44 year olds with 23.7% of respondents (60) being this age. No one under 18 completed the survey and only two respondents who were 18-24 completed the survey, indicating those under 24 were underrepresented.



Note: the 2021 Census information is for 15-24 year olds as 18-24 data is currently not available

Ethnic group

In total 261 completed this question with vast majority 223 (85.4%) of them identified themselves as white British. Rushmoor's Nepali community was underrepresented.

Ethnic group	Number	%	Census 2011
White - British	223	85.4	80.5
White – Irish	3	1.1	0.8
White – Gypsy/Traveller	0	0.0	0.2
White – Other	11	4.2	3.3
Mixed - White and black Caribbean	1	0.4	0.7
Mixed - White and black African	0	0.0	0.4
Mixed - White and Asian	1	0.4	0.7
Mixed – Other	2	0.8	0.5
Asian or British Asian – Nepali	1	0.4	6.5
Asian or British Asian – Indian	0	0.0	1.4
Asian or British Asian – Pakistani	0	0.0	0.7
Asian or British Asian – Bangladeshi	1	0.4	0.2
Asian or British Asian – Chinese	0	0.0	0.5
Asian – other	1	0.4	1.5
Black or British black – Caribbean	0	0.0	1.2
Black or British black – African	3	1.1	0.6
Black – other	0	0.0	0.2

Arab	0	0.0	0.1
Any other background (Please specify)	1	0.4	0.5
I'd prefer not to say	13	5.0	
Total identified as white	237	90.8	84.8
Total identified as other ethnic groups	11	4.2	15.1

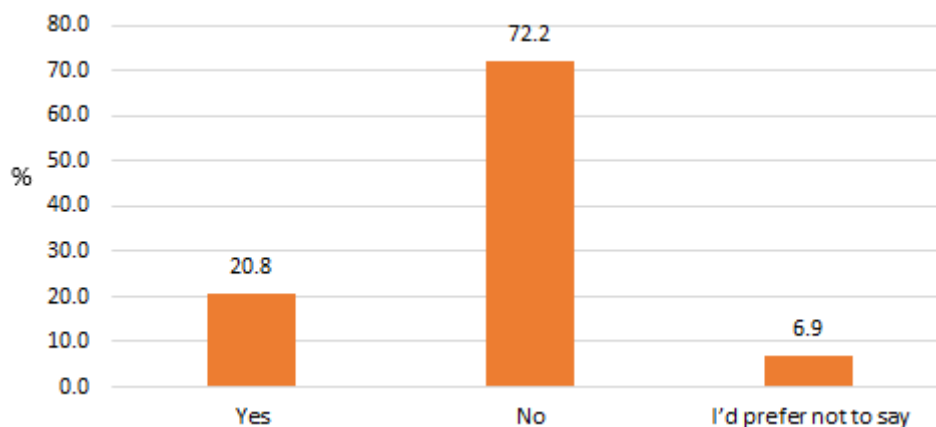
One respondent completed the 'any other background' box and indicated that they were mixed – white and middle eastern.

Conditions or disabilities, which limit daily activities

In total 259 respondents filled in this question. 187 (72.2%) respondents indicated that they didn't have any conditions or disabilities which limit daily activities and 54 (20.8%) indicated that they did have conditions or disabilities which limit daily activities. 18 (6.9%) respondents indicated that they preferred not to say.

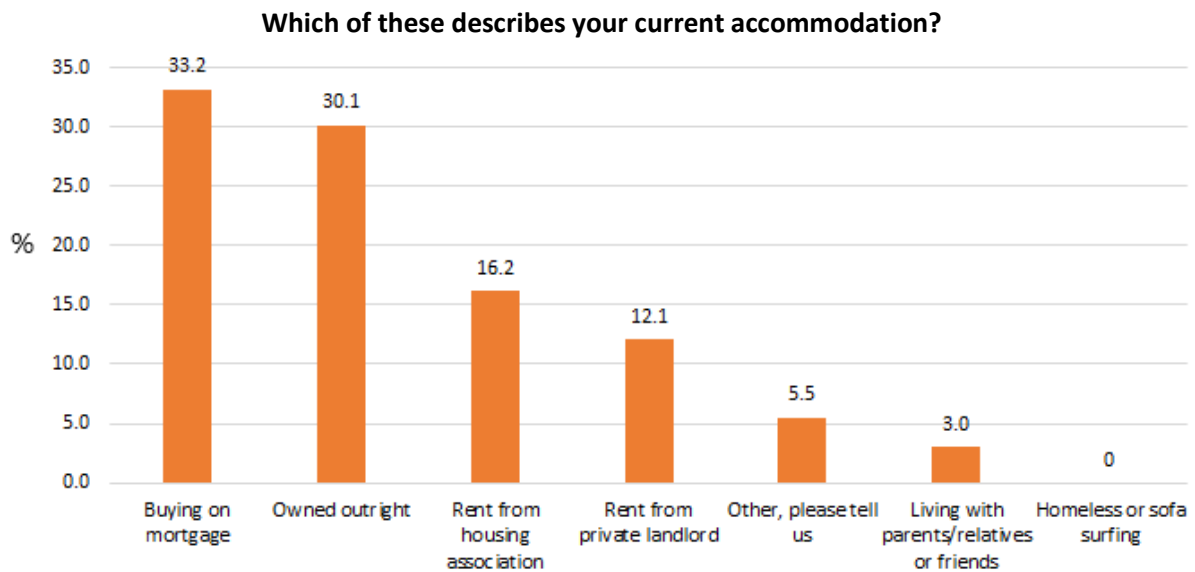
For reference purposes, 15.6% of those over 16 years of age in the 2011 Census indicated that had a long-term health problem or disability that limited their day-to-day activities a little or a lot.

Do you consider yourself to have any health conditions or disabilities, which limit your daily activities?



Current accommodation

In total 365 respondents completed this question. The majority of respondents owned their own homes either out right or on a mortgage (63.3% - 231 respondents). 28.2% (103) of respondents rented their home, 16.2% (59) from housing associations and 12.1% (44) from private landlords. No respondents were currently homeless or sofa surfing.



In total 20 respondents completed the 'other' comment box, the main themes of responses were:

- Shared ownership (mentioned in 6 comments)
- Don't want to say (mentioned in 4 comments)
- Military housing (mentioned in 2 comments)
- Getting evicted (mentioned in 2 comments)
- Renting with parents (mentioned in 2 comments)

Results

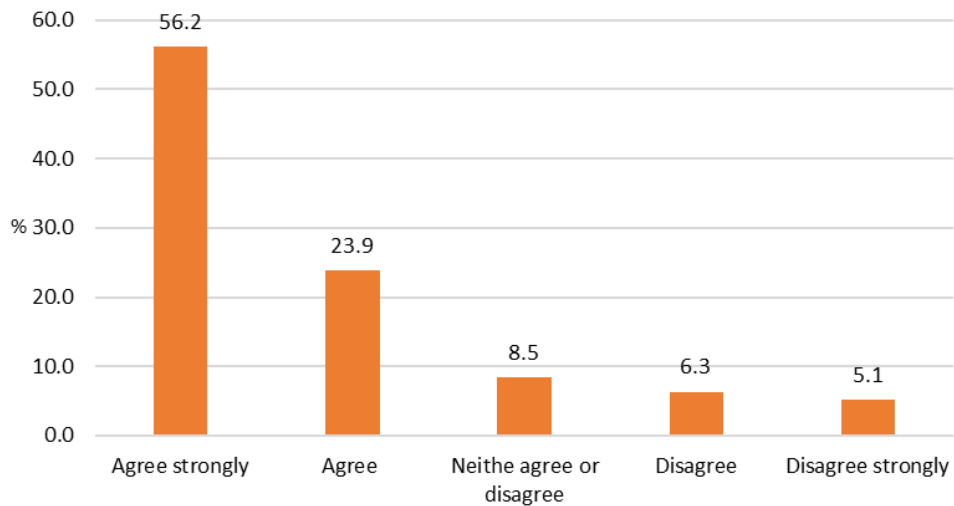
New homes

This section consisted of five statements which respondents were asked how strongly they agree or disagree with which types of new homes.

Question 2: Rushmoor needs more affordable homes for rent (with housing associations)

In total there were 331 valid responses (excluding the 8 'I don't knows'). In total 80.1% agreed and agreed strongly with this and 11.5% disagreed and disagreed strongly. Overall, the majority of respondents agreed that Rushmoor needs more affordable homes for rent (with housing associations).

Rushmoor needs more affordable homes for rent (with housing associations)

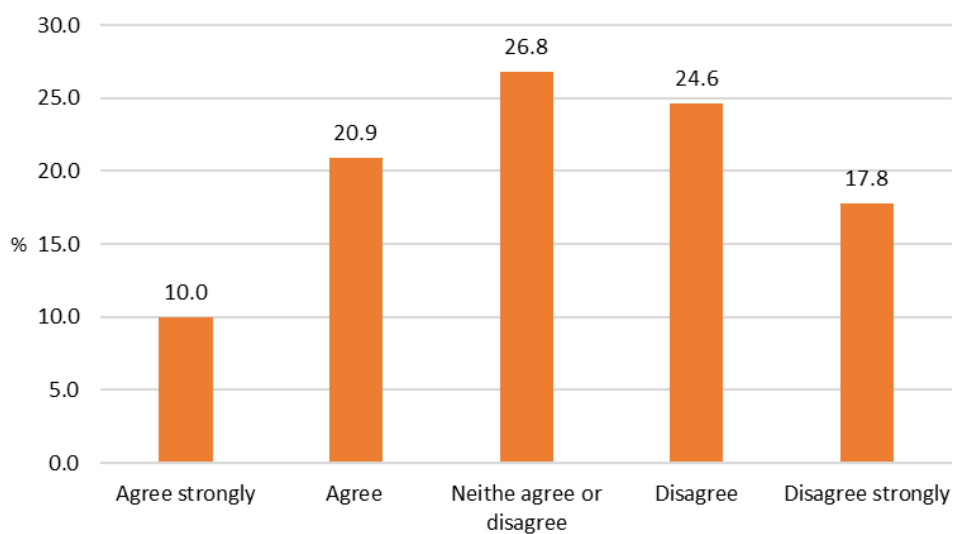


In the previous survey in 2016, 79.9% agreed and agreed strongly that Rushmoor needs more affordable homes for rent (with housing associations), and 13.6% disagreed and disagreed strongly. There is not much difference from the results from 2016 to the results in 2022.

Question 3: Rushmoor needs more private rented accommodation

In total there were 321 valid responses (excluding the 16 'I don't knows'). In total 30.8% agreed and agreed strongly with this and 42.4% disagreed and disagreed strongly. Overall, more respondents disagreed that Rushmoor needs more private rented accommodation, than agreed.

Rushmoor needs more private rented accommodation



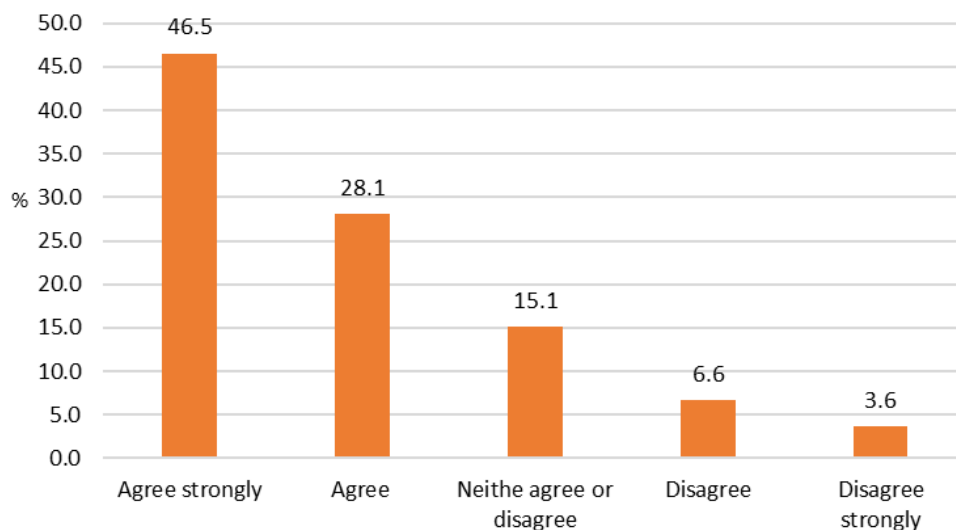
In the previous survey in 2016, 41.9% agreed and agreed strongly that Rushmoor needs more private rented accommodation, and 32.6% disagreed and disagreed strongly. The

2022 results show that there has been shift in the results, to more respondent disagreeing than agreeing that Rushmoor needs more private rented accommodation.

Question 4: Rushmoor needs more affordable low cost housing to buy, for example shared ownership or shared equity

In total there were 331 valid responses (excluding the 7 'I don't knows'). In total 74.6% agreed and agreed strongly with this and 10.3% disagreed and disagreed strongly. Overall, the majority of respondent agreed that Rushmoor needs more affordable low cost housing to buy, for example shared ownership or shared equity.

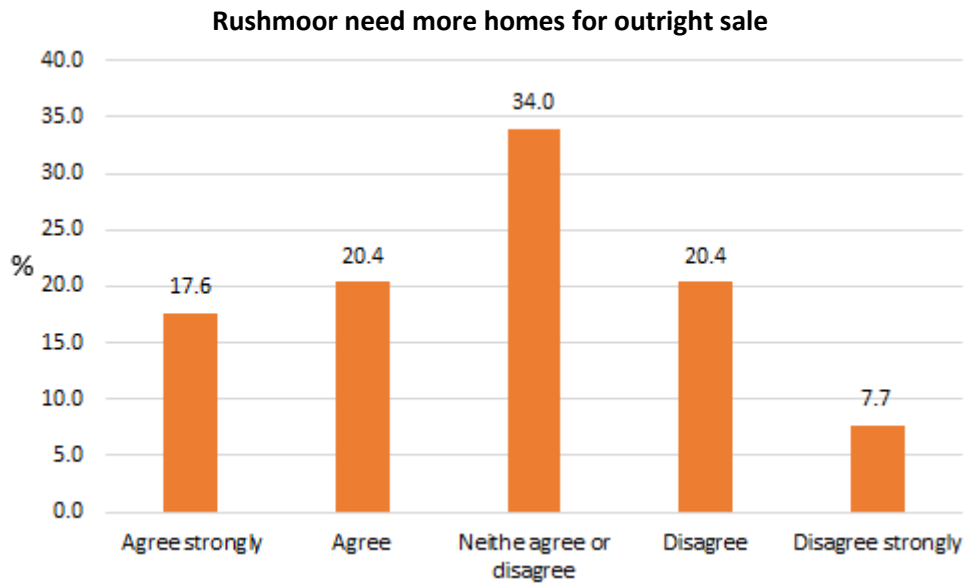
Rushmoor needs more affordable low cost housing to buy, for example shared ownership or shared equity



In the previous survey in 2016, 81.0% agreed and agreed strongly that Rushmoor needs more affordable low cost housing to buy, for example shared ownership or shared equity, and 8.8% disagreed and disagreed strongly. The 2022 results show that there has been a small shift in the results. Slightly less respondents agree that Rushmoor needs more affordable low cost housing to buy, for example shared ownership or shared equity (81.0% in 2016 to 74.6% in 2022). However overall, the majority of respondents in 2016 and 2022 thought Rushmoor needs more affordable low cost housing to buy, for example shared ownership or shared equity.

Question 5: Rushmoor need more homes for outright sale

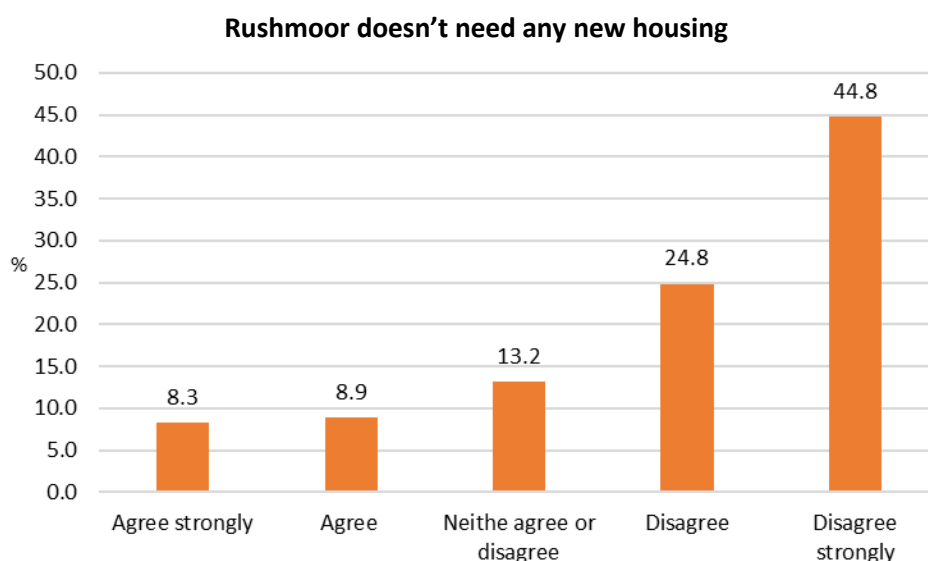
In total there were 324 valid responses (excluding the 12 'I don't knows'). In total 38.0% agreed and agreed strongly with this and 28.1% disagreed and disagreed strongly. Overall, the more respondent agreed Rushmoor need more homes for outright sale.



In the previous survey in 2016, 54.4% agreed and agreed strongly that Rushmoor needs more homes for outright sale, and 19.5% disagreed and disagreed strongly. The 2022 results show that there has been a shift in the results. In 2022 fewer respondents agreed (54.4% in 2016 compared to 38.0% in 2022) and more respondents disagreed (19.5% in 2016 to 28.1% in 2022).

Question 6: Rushmoor doesn't need any new housing

In total there were 326 valid responses (excluding the 8 'I don't knows'). In total 17.2% agreed and agreed strongly with this and 69.6% disagreed and disagreed strongly. Overall, the majority of respondents disagreed that Rushmoor doesn't need any new housing.

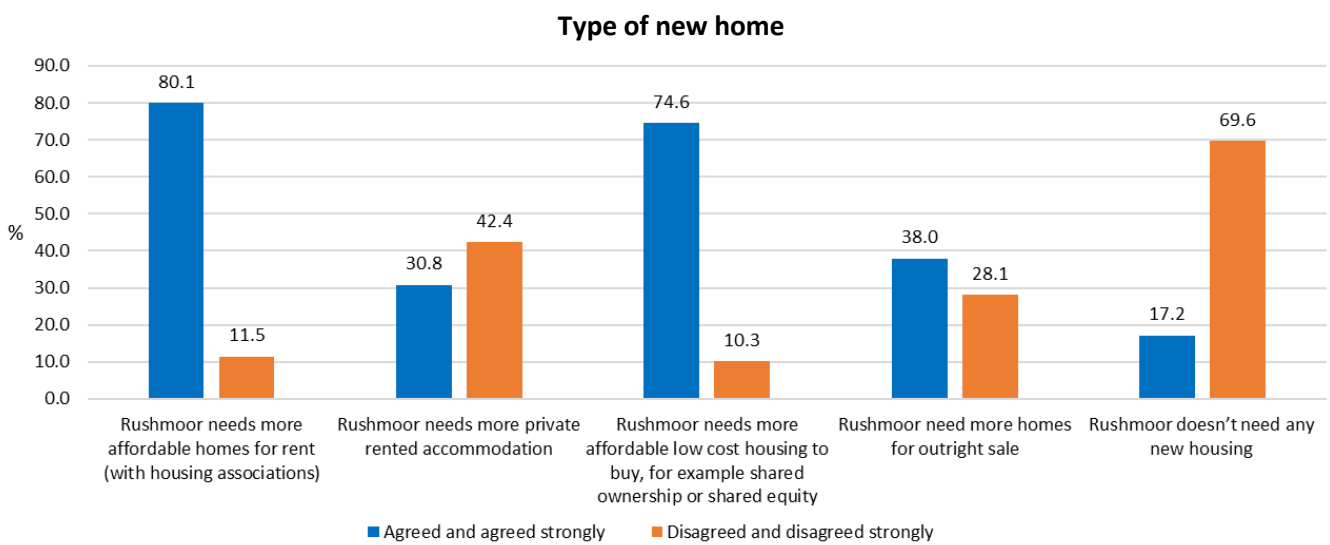


In the previous survey in 2016, 10.6% agreed and agreed strongly that Rushmoor doesn't need any new housing, and 79.4% disagreed and disagreed strongly. The 2022 results show

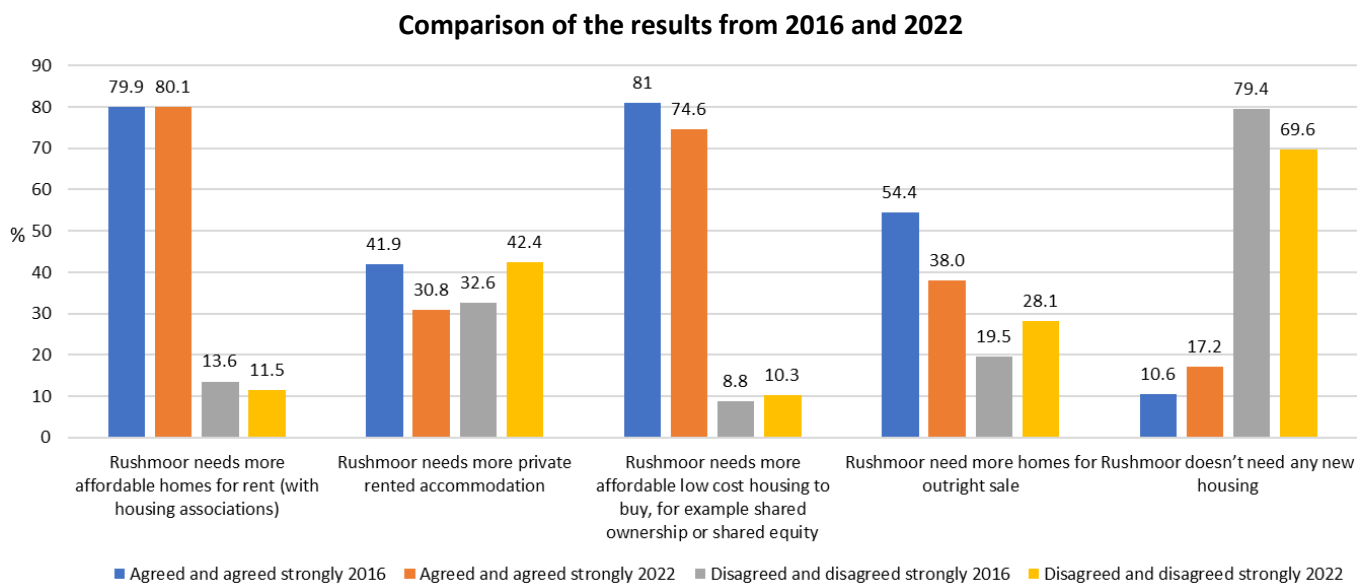
that there has been a shift in the results. In 2022 more respondents agreed (10.6% in 2016 compared to 17.2% in 2022) and fewer respondents disagreed (79.4% in 2016 compared to 69.6% in 2022).

Overall

Respondents agreed the most that Rushmoor needs more affordable homes for rent (with housing associations), followed by Rushmoor needs more affordable low cost housing to buy, for example shared ownership or shared equity, followed by Rushmoor need more homes for outright sale. Respondents disagreed that Rushmoor needs more private rented accommodation and Rushmoor doesn't need any new housing.



The most significant shifts in results from 2016 to 2022, is the change to more respondents disagreeing than agreeing that Rushmoor needs more private rented accommodation. There was also a 16% drop in those who thought Rushmoor need more homes for outright sale.

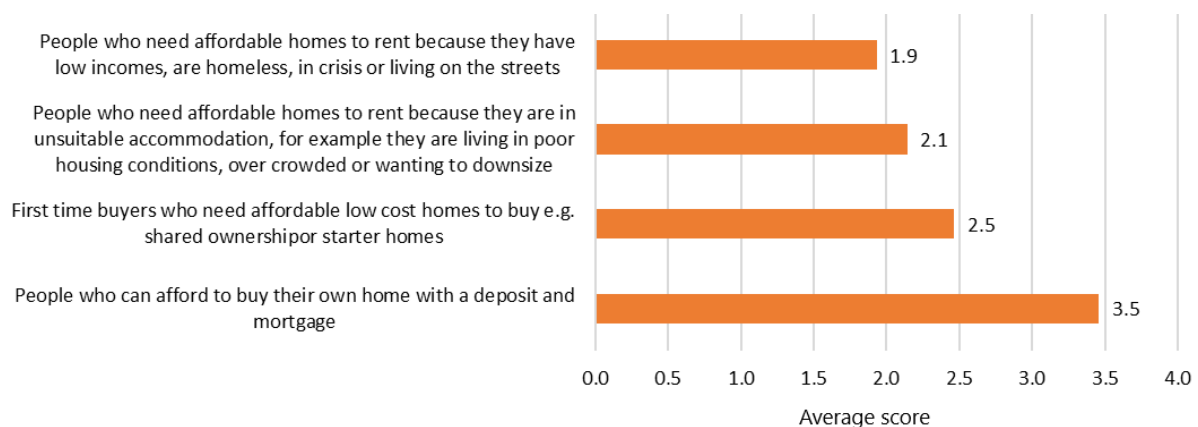


Who should the new homes be for?

Question 7: Who should the new homes be for? Please rank the following 1 to 4, with who you think the new homes should be for the most at number 1.

In total 271 respondent completed this question. With an average of 1.9 respondents thought new homes should be for 'People who need affordable homes to rent because they have low incomes, are homeless, in crisis or living on the streets', followed by 'People who need affordable homes to rent because they are in unsuitable accommodation, for example they are living in poor housing conditions, overcrowded or wanting to downsize' (average rank 2.1), followed by 'First time buyers who need affordable low cost homes to buy e.g. shared ownership or starter homes' (average rank 2.5), followed by 'People who can afford to buy their own home with a deposit and mortgage' (average rank 3.5).

Who should the new homes be for?



In comparison to the results from 2016

The question in this survey differed to the question in the 2016 survey. In the 2016 survey each group had its own question and respondents had to agree or disagree whether new homes should be for them. The majority of respondents agreed new homes should be for all groups, so the question was changed to a ranking question in this survey.

For reference in 2016(based on the % that agreed strongly and agreed):

- 86.9% agreed that new homes should be for first time buyers who need affordable low cost homes to buy e.g. shared ownership or starter homes
- 80.1% agreed that new homes should be for people who need affordable homes to rent because they have low incomes, are homeless, in crisis or living on the street
- 77.8% agreed that new homes should be for people who need affordable homes to rent because they are in unsuitable accommodation, for example they are living in poor housing conditions, overcrowded or wanting to downsize

- 53.2% agreed that new homes should be for people who can afford to buy their own home with a deposit and mortgage

Question 8: Are there any other people that you think the new homes should for?

In total 105 responses completed this question; the main themes of the responses were:

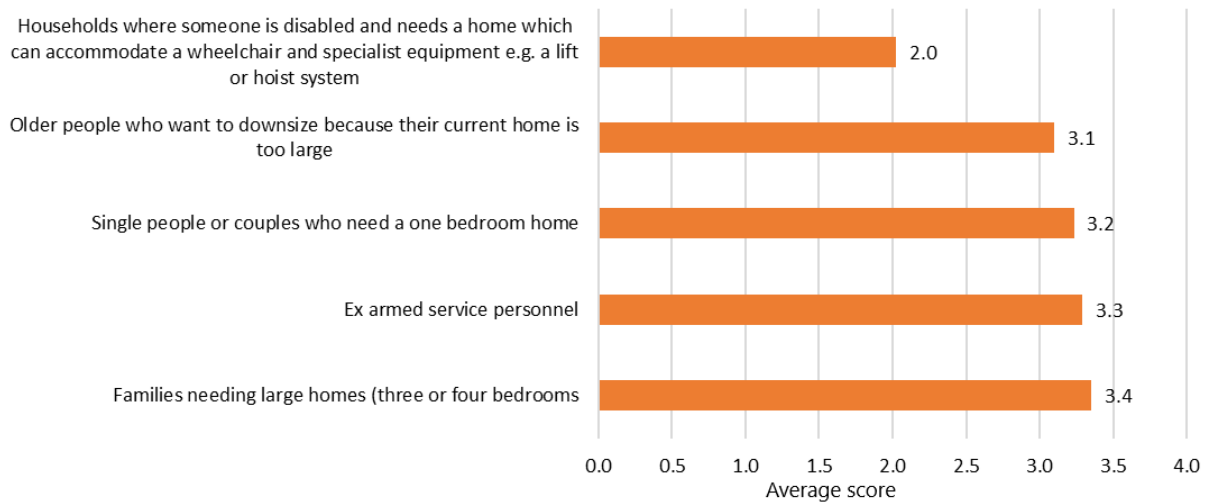
- Older people / the elderly (mentioned in around 16 comments)
- Disabled / families with disabled children (mentioned in around 15 comments)
- Local people / those who live and work here (mentioned in around 12 comments)
- Armed forces / veterans and their families (mentioned in around 11 comments)
- Private renters who are paying high rents (mentioned in around seven comments)
- A need for bungalows (mentioned in around six comments)
- Key workers (mentioned in around six comments)
- General comments about need for affordable housing (mentioned in around six comments)
- No and N/A (mentioned in around six comments)
- Younger people (mentioned in around six comments)
- Single people (mentioned in around six comments)
- Homeless (mentioned in around six comments)

What type of households should have priority?

Question 9: What types of households that should have priority? Please rank the following 1 to 5, with who you think should have the highest priority at number 1

In total 271 respondents completed this question. With an average of 2.0 respondent thought 'Households where someone is disabled and needs a home which can accommodate a wheelchair and specialist equipment e.g. a lift or hoist system' should have priority. The other four options had very close average scores.

What type of households should have priority?



In comparison to the results from 2016

The question in this survey differed to the question in the 2016 survey. In the 2016 survey each group had its own question and respondents had to agree or disagree whether the household should have priority. The majority of respondents agreed all groups should have priority so the question was changed to a ranking question in this survey.

For reference in 2016 (based on the % that agreed strongly and agreed):

- 85.6% agreed that households where someone is disabled and needs a home which can accommodate a wheelchair and specialist equipment e.g. a lift or hoist system, should have priority
- 68.9% agreed that ex armed service personnel should have priority
- 68.0% agreed that older people who want to downsize because their current home is too large, should have priority
- 64.4% agreed that single people or couples who need a one bedroom home, should have priority
- 59.0% agreed that families needing large homes (three or four bedrooms), should have priority

Question 10: Are there any other households that you think should have priority?

In total 69 responses completed this question; the main themes of the responses were:

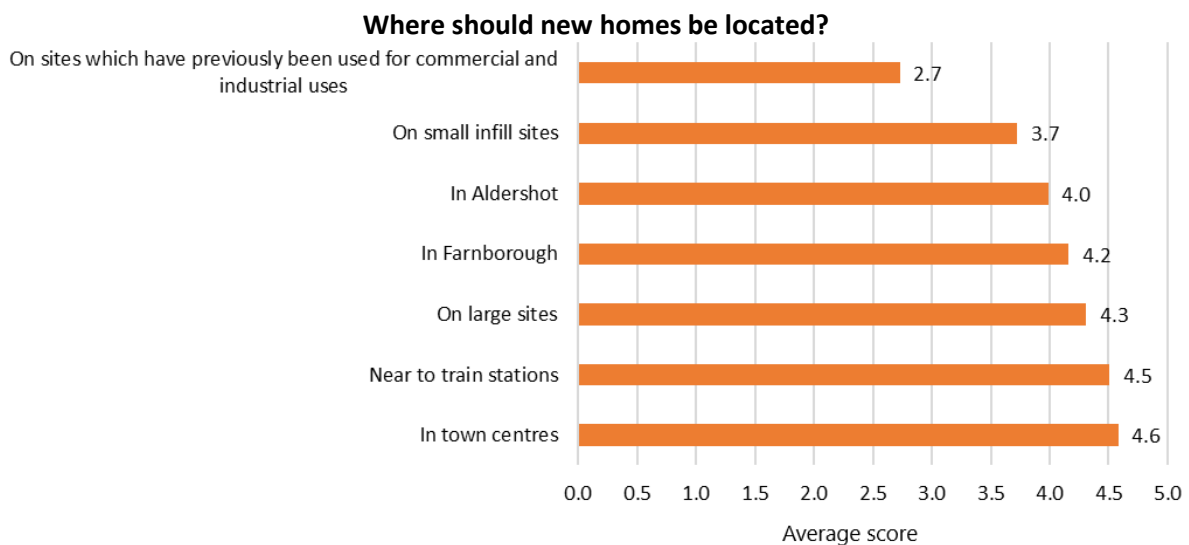
- Those in distress / fleeing domestic violence (mentioned in around seven comments)
- Disabled / families with disabled children (mentioned in around six comments)
- No and N/A (mentioned in around six comments)

- Those living in overcrowded conditions (mentioned in around six comments)
- Young people (mentioned in around five comments)
- Local people / those who live and work here (mentioned in around five comments)
- Families struggling to pay private rent (mentioned in around four comments)
- Comments around houses and not flats (mentioned in around four comments)

Where should new homes be located?

Question 11: Thinking about where any new homes should be located, please rank the following 1 to 7, with where you think new homes should be located the most at number 1.

In total 271 respondents completed this question. Respondents thought new homes should be located on sites which have previously been used for commercial and industrial uses the most (average score 2.7), followed by on small infill sites (average score 3.7), followed by in Aldershot (average score 4.0), followed by in Farnborough (average score 4.2), followed by on larger sites (average score 4.3), followed by near train stations (average score 4.5), followed by in town centres (average score 4.6).



The location Aldershot residents think new housing should be the most, is on sites which have previously been used for commercial and industrial uses and the location they think they should be the least is in town centres.

The location Farnborough residents think new housing should be the most, is on sites which have previously been used for commercial and industrial uses and the location they think they should be the least is near to train stations.

In comparison to the results from 2016

The question in this survey differed to the question in the 2016 survey. In the 2016 survey each group area had its own question and respondents had to agree or disagree whether new homes should be built there. More respondents agreed than disagreed with each area, so the question was changed to a ranking question in this survey.

For reference in 2016 (based on the % that agreed strongly and agreed):

- 82.0% agreed that new homes should be built on sites which have previously been used for commercial and industrial uses
- 76.1% agreed that new homes should be built in Farnborough
- 75.2% agreed that new homes should be built in Aldershot
- 58.9% agreed that new homes should be built on small infill sites
- 57.3% agreed that new homes should be built on larger sites
- 49.8% agreed that new homes should be built near train stations
- 44.6% agreed that new homes should be built in the town centers

Question 12: Is there anywhere else you think new homes should be located?

In total 73 responses completed this question; the main themes of the responses were:

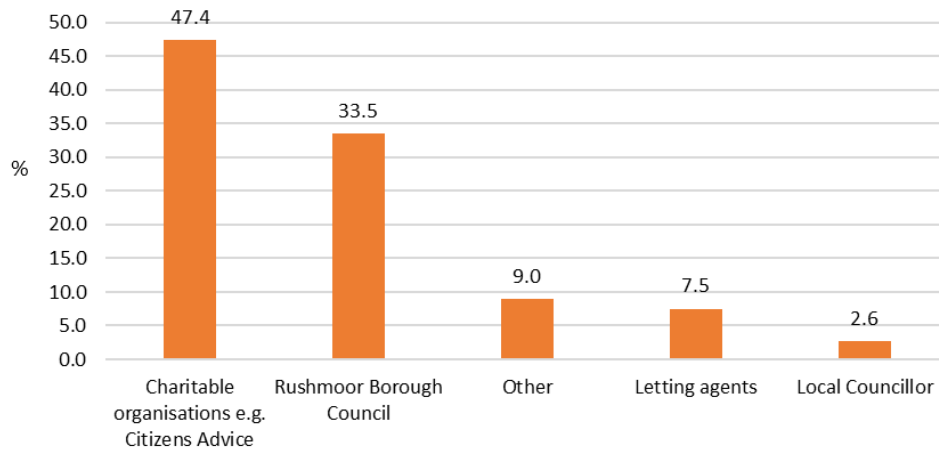
- Near infrastructure and transport links / infrastructure is needed (mentioned in around 21 comments)
- Refuse empty offices / houses / shops (mentioned in around 12 comments)
- Not on green spaces / green spaces and trees need to be protected (mentioned in around six comments)
- No and N/A (mentioned in around six comments)
- On MOD land (mentioned in around four comments)

Housing advice

Question 13: If you need housing advice on renting rights and responsibilities, who would you choose to approach first?

In total 266 respondents completed this question. The highest percentage of respondents, 47.4% (126) would approach Charitable organisations e.g. Citizens' Advice first for advice, the second highest percentage was the council (33.5%).

If you need housing advice on renting rights and responsibilities, who would you choose to approach first?

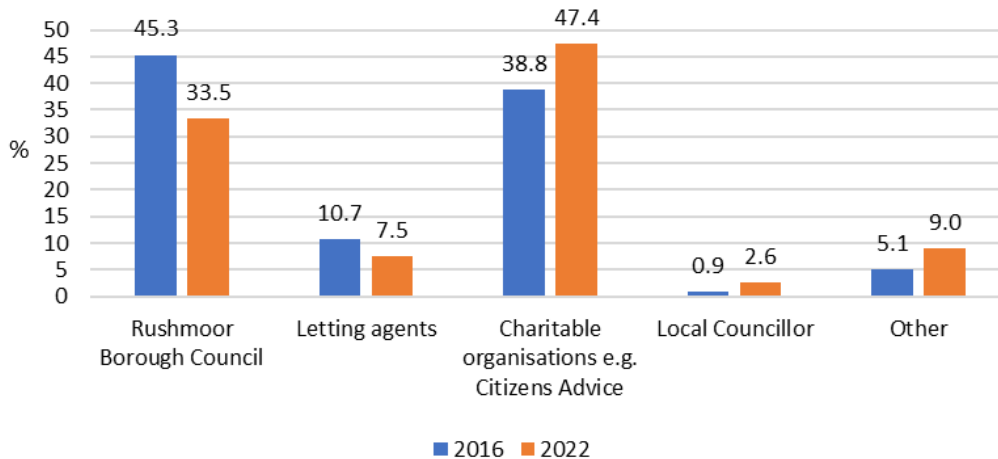


In total 24 respondents filed in the other comment box. The largest theme of responses was google / internet / websites (mentioned in around nine comments).

In comparison to the results from 2016

In 2022 respondents are less likely to go to the Council and more likely to go to Charitable organisations than in 2016.

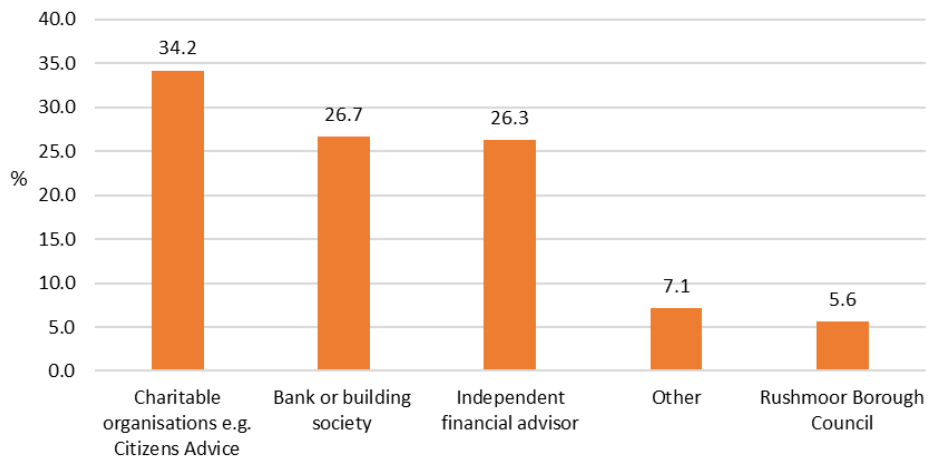
Comparison of the results from 2016 and 2022



Question 14: If you need housing advice on budgeting, saving and how mortgages work, who would you choose to approach first?

In total 266 respondents completed this question. The highest percentage of respondents, 34.2% (91) would approach Charitable organisations e.g. Citizens' Advice first for advice, the second highest percentage was bank or building society (26.7%).

If you need housing advice on budgeting, saving and how mortgages work, who would you choose to approach first?

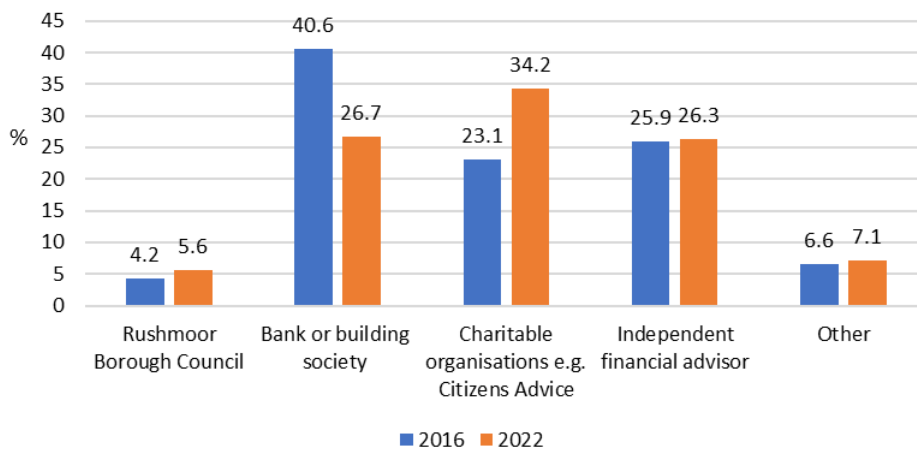


In total 19 respondents completed the other comment box. The largest theme of responses was google / internet / websites (mentioned in around nine comments), the Money Saving Expert was mentioned in four of these comments.

In comparison to the results from 2016

In 2022 respondents are less likely to go to the bank or building society and more likely to go to Charitable organisations than in 2016.

Comparison of the results from 2016 and 2022



Any other comments

Question 15: Please tell us if there are any other comments you would like to make that haven't been covered in our survey

In total 81 responses completed this question; the main themes of the responses were:

- Concern about infrastructure (mentioned in around 19 comments)
 - Schools were mentioned in eight comments
 - Doctors / hospitals mentioned in eight comments
 - Parking was mentioned in six comments
 - Public transport was mentioned in four comments
- The need for more affordable housing (mentioned in around 11 comments)
- Issues with the housing allocation / housing service (mentioned in around nine comments)
- Need to protect / need more green spaces (mentioned in around six comments)

Appendix A – copy of the survey

We are updating our housing & homelessness strategy and we would like your views

Introduction

Our strategy has an impact on the types of homes that are built in Aldershot and Farnborough and who they are for. It will also set out how we will work with residents and partner organisations to prevent people from becoming homeless and to provide the right help to people.

We are interested in the views of people living or working in Rushmoor.

Completing this questionnaire is an opportunity for you to tell us your priorities for housing in the borough. In our new strategy, we are focusing on the following areas:

1. To get the right homes in the right places
2. Make the best use of our existing housing stock
3. To help people to resolve their housing issues and, if these can't be resolved, to help them find new accommodation.
4. Enabling people to live in good quality accommodation

The information you provide will form part of the evidence we will be using to prepare the strategy.

The closing date is Friday 24 June.

To view our consultation survey privacy notice, please visit www.rushmoor.gov.uk/consultationprivacynotice

* 1. Which of these describes your current accommodation? (please tick one)

- Owned outright
- Buying on mortgage
- Rent from housing association
- Rent from private landlord
- Living with parents/relatives or friends
- Homeless or sofa surfing
- Other, please tell us

We are updating our housing & homelessness strategy and we would like your views

New homes

To help us identify your priorities for housing in Rushmoor, please tell us how strongly you agree or disagree with the following statements.

2. Rushmoor needs more affordable homes for rent (with housing associations)

- Agree strongly
- Agree
- Neither agree or disagree
- Disagree
- Disagree strongly
- Don't know

3. Rushmoor needs more private rented accommodation

- Agree strongly
- Agree
- Neither agree or disagree
- Disagree
- Disagree strongly
- Don't know

4. Rushmoor needs more affordable low cost housing to buy, for example shared ownership or shared equity

- Agree strongly
- Agree
- Neither agree or disagree
- Disagree
- Disagree strongly
- Don't know

5. Rushmoor need more homes for outright sale

- Agree strongly
- Agree
- Neither agree or disagree
- Disagree
- Disagree strongly
- Don't know

6. Rushmoor doesn't need any new housing

- Agree strongly
- Agree
- Neither agree or disagree
- Disagree
- Disagree strongly
- Don't know

We are updating our housing & homelessness strategy and we would like your views

About the new homes

* 7. Who should the new homes be for? Please rank the following 1 to 4, with who you think the new homes should be for the most at number 1.

<input type="checkbox"/>	People who can afford to buy their own home with a deposit and mortgage
<input type="checkbox"/>	First time buyers who need affordable low cost homes to buy e.g. shared ownership or starter homes
<input type="checkbox"/>	People who need affordable homes to rent because they have low incomes, are homeless, in crisis or living on the streets
<input type="checkbox"/>	People who need affordable homes to rent because they are in unsuitable accommodation, for example they are living in poor housing conditions, over crowded or wanting to downsize

8. Are there any other people that you think the new homes should for?

* 9. What types of households that should have priority? Please rank the following 1 to 5, with who you think should have the highest priority ant number 1.

<input type="checkbox"/>	Older people who want to downsize because their current home is too large
<input type="checkbox"/>	Single people or couples who need a one bedroom home
<input type="checkbox"/>	Families needing large homes (three or four bedrooms)
<input type="checkbox"/>	Ex armed service personnel
<input type="checkbox"/>	Households where someone is disabled and needs a home which can accommodate a wheelchair and specialist equipment e.g. a lift or hoist system

10. Are there any other households that you think should have priority?

* 11. Thinking about where any new homes should be located, please rank the following 1 to 7, with where you think new homes should be located the most at number 1.

<input type="checkbox"/>	In town centres
<input type="checkbox"/>	Near to train stations
<input type="checkbox"/>	On sites which have previously been used for commercial and industrial uses
<input type="checkbox"/>	In Aldershot
<input type="checkbox"/>	In Farnborough
<input type="checkbox"/>	On large sites
<input type="checkbox"/>	On small infill sites

12. Is there anywhere else you think new homes should be located?

We are updating our housing & homelessness strategy and we would like your views

Housing and advice

13. If you need housing advice on renting rights and responsibilities, who would you choose to approach first? (please chose one)

- Rushmoor Borough Council
- Letting agents
- Charitable organisations e.g. Citizens' Advice
- Local councillor
- Other, please tell us

14. If you need housing advice on advice on budgeting, saving and how mortgages work, who would you choose to approach first? (please chose one)

- Rushmoor Borough Council
- Bank or building society
- Charitable organisations e.g. Citizens' Advice
- Independent financial advisor.
- Other, please tell us

15. Please tell us if there are any other comments you would like to make that haven't been covered in our survey:

We are updating our housing & homelessness strategy and we would like your views

About you

As part of the Equality Act 2010, we must make sure our services are open and accessible to everyone, that we treat people fairly and appropriately and in consultations, we hear all views.

The following questions will help us to check that we are doing this and will also help us to understand better the answers we receive. We will treat this information as anonymous and confidential and will not identify individuals.

You do not have to answer these questions if you would prefer not to.

16. Which town do you live in?

- Aldershot
- Farnborough
- Other (please tell us where)

17. Which one of the following age bands do you belong to?

- Under 18 years
- 18 -24 years
- 25 - 34 years
- 35 - 44 years
- 45 - 54 years
- 55 - 64 years
- 65 - 74 years
- 75 - 84 years
- 85+ years
- I'd prefer not to say

18. Your gender

- Male
- Female
- I'd prefer not to say

19. What is your ethnic group?

- White - British
- White - Irish
- White - Gypsy/Traveller
- White - other
- Mixed - white and black Caribbean
- Mixed - white and black African
- Mixed - White and Asian
- Mixed - other
- Asian or British Asian - Nepali
- Asian or British Asian - Indian
- Asian or British Asian - Pakistani
- Asian or British Asian - Bangladeshi
- Asian or British Asian - Chinese
- Asian - other
- Black or British black - Caribbean
- Black or British black - African
- Black - other
- Arab
- I'd prefer not to say
- Any other background (Please specify)

20. Do you consider yourself to have any health conditions or disabilities, which limit your daily activities?

- Yes
- No
- I'd prefer not to say

We are updating our housing & homelessness strategy and we would like your views

Thank you for completing our survey

We would like to keep you up-to-date with the latest council news and information about events and activities taking place in Aldershot and Farnborough. You can also sign up to take part in council consultations. To sign up please follow the link below:

[Sign up to news from the council](#)