

Aldershot Town Centre Public Space Protection Order - Tell us what you think

March 2022

Consultation report by Policy and Communications

Contents

	Page
Summary	3
Introduction	4
Methodology	4
Responses	4
Characteristics of respondents	5
Results	7
• Visiting Aldershot town centre	7
• Antisocial behaviour in Aldershot town centre	9
• Proposed PSPO	12
Appendix A. Copy of the survey	15

Summary

The response rate was higher than the last time the council consulted on Public Space Protection Orders (PSPOs). However younger people and those from the Nepali community were unrepresented.

Overall, 71.3% of respondents visited Aldershot town centre at least once a week and 79.8% had witnessed antisocial behaviour in the town centre the last year.

Of those who had witnessed antisocial behaviour the most common type was litter (84.1%), followed by verbal abuse and noise (both 78.4%) then followed by public urination (47.3%). The least common type was public defecation, but this was witnessed by 27 respondents in the last year (10.2%). 76.9% of respondents believed that the antisocial behaviour that they witnessed was a result of street drinking.

Although less frequently than antisocial behaviour due to street drinking, 46.2% of respondents had witnessed public urination or defecation in Aldershot town centre in the last year.

Overall, 66.3% of respondents indicated that the antisocial behaviour they have witnessed has had a persistent or continuing detrimental effect on their quality of life.

The vast majority of respondents (94.2%) supported the proposed PSPO which allows authorised police and council officers to confiscate alcohol from those that are engaged in antisocial behaviour, and the vast majority of respondents (93.2%) supported the proposed PSPO which allows authorised police and council officers to issue a fixed penalty notice to individuals who urinate or defecate in the street.

The majority of respondents (76.3%) agreed with the proposed PSPO geographical area. However, many respondents also felt that the area should be widened (some respondents felt that Manor Park should be included).

Introduction

The council is considering creating a Public Space Protection Order (PSPO) in Aldershot town centre to be able to deal with alcohol-related antisocial behaviour. The proposed PSPO is designed to make sure that the law-abiding majority can enjoy our public spaces without experiencing alcohol related antisocial behaviour. It would give the police and authorised council officers powers to ask people to stop drinking and to confiscate their alcoholic drinks if they consider they are acting antisocially in the area covered by the PSPO. It would also give police and authorised council officers the ability to issue Fixed Penalty Notices for public urination and defecation.

If approved, the PSPO would last for three years and would mean that it would be an offence to fail to comply with a request to stop drinking or to hand over alcohol, including any opened or sealed containers. It would also be an offence to urinate or defecate in a public place. Offenders could face a Fixed Penalty Notice (FPN) of £100 for failing to comply with the PSPO, or fines of up to £1,000 if prosecuted and convicted.

The consultation was open to all, and responses were encouraged from local people, businesses and visitors to Aldershot town centre. Also, responses from stakeholders responding on behalf of particular groups that could be affected by the proposed PSPO.

Methodology

An online survey was designed (appendix A) to capture people's views on the current level of anti-social behaviour and to capture views on the proposed PSPO. The survey was advertised through the Council social media channels and details of the survey were sent to people who have signed up to receive news and details of consultations from the Council.

Responses

In total 358 respondents completed the survey. In 2017 the Council consulted on PSPOs in Aldershot and Farnborough, a total of 225 people responded to this survey.

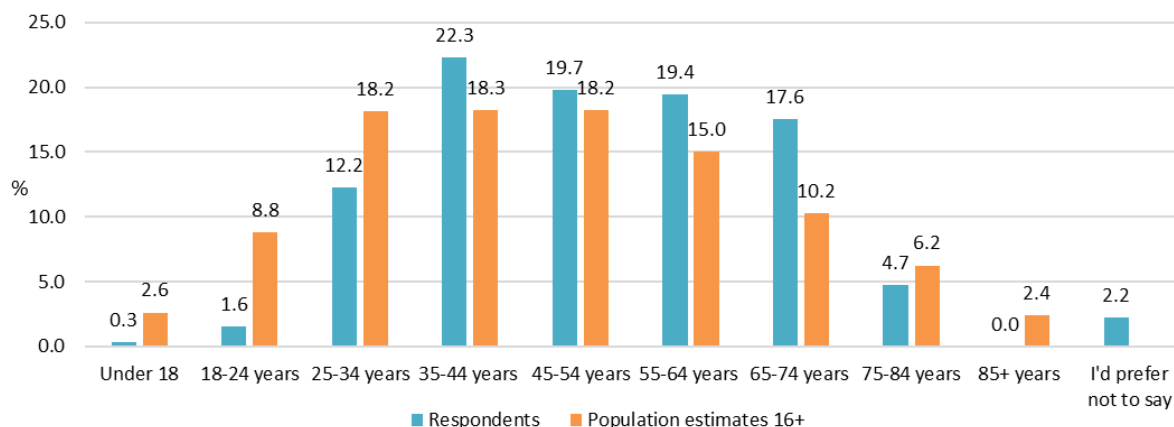
Of the 358 respondents, 342 (95.5%) completed the survey as individuals, five (1.4%) on behalf of an organisation, local association, community or group, five (1.4%) on behalf of a business in the borough, three (0.8%) as a borough / county councillor and three (0.8%) as other.

Characteristics of respondents

Age

In total 319 respondents completed this question. Those under 34 years of age are underrepresented. One person under 18 completed the survey.

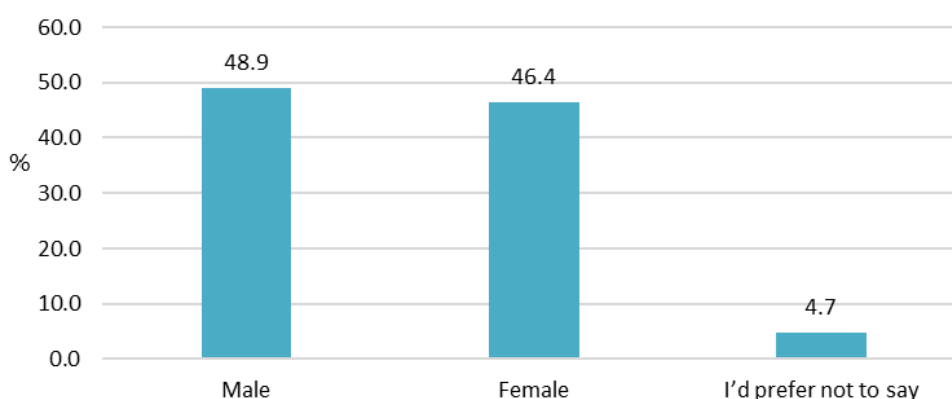
Which one of the following age bands do you belong to?



Gender

In total 317 respondents completed this question. 48.9% (155) of respondents indicated that they were male and 46.4% (147) of respondents indicated that they were female. According to the ONS mid-year population estimates 2020, 50.5% of the population is male and 49.5% of the population is female.

Your gender



Ethnic Group

In total 319 respondents completed this question. When compared to the data from the 2011 Census, those who identified as Nepali are underrepresented. 1.6% (1.9% if the person who wrote in the 'any other background' box is included) of respondents identified as Nepali compared to the 6.5% who identified as Nepali in the 2011 Census.

What is your ethnic group?	Number	%	2011 Census
White - British	258	80.9	80.5
White – Irish	7	2.2	0.8
White – Gypsy/Traveller	1	0.3	0.2
White – other	16	5.0	3.3
Mixed - white and black Caribbean	0	0.0	0.7
Mixed - white and black African	1	0.3	0.4
Mixed - White and Asian	0	0.0	0.7
Mixed – other	2	0.6	0.5
Asian or British Asian – Nepali	5	1.6	6.5
Asian or British Asian – Indian	4	1.3	1.4
Asian or British Asian – Pakistani	0	0.0	0.7
Asian or British Asian – Bangladeshi	1	0.3	0.2
Asian or British Asian – Chinese	0	0.0	0.5
Asian – other	2	0.6	1
Black or British black – Caribbean	1	0.3	0.6
Black or British black – African	0	0.0	1.2
Black – other	1	0.3	0.2
Arab	0	0.0	0.1
Any other background (please tell us)	5	1.6	0.5
I'd prefer not to say	15	4.7	-

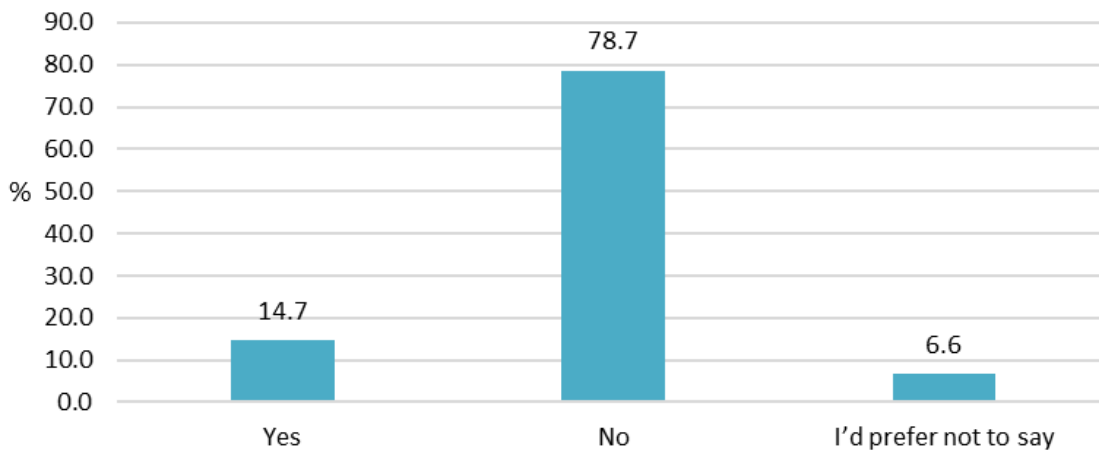
Five respondents completed the any other background box, their responses were as follows:

- Nepali/Gurkha
- I fail to see what my ethnicity has to do with this
- White English
- British Brown
- Degree level educated

Health conditions

In total 319 respondents completed this question. 78.7% (251) of respondents indicated that they didn't have any health conditions or disabilities, which limited their daily activities. 14.7% (47) of respondents indicated that they did have health conditions or disabilities, which limited their daily activities. For reference purposes, 15.6% of those over 16 years of age in the 2011 Census indicated that had a long-term health problem or disability that limited their day-to-day activities a little or a lot.

Do you consider yourself to have any health conditions or disabilities, which limit your daily activities?

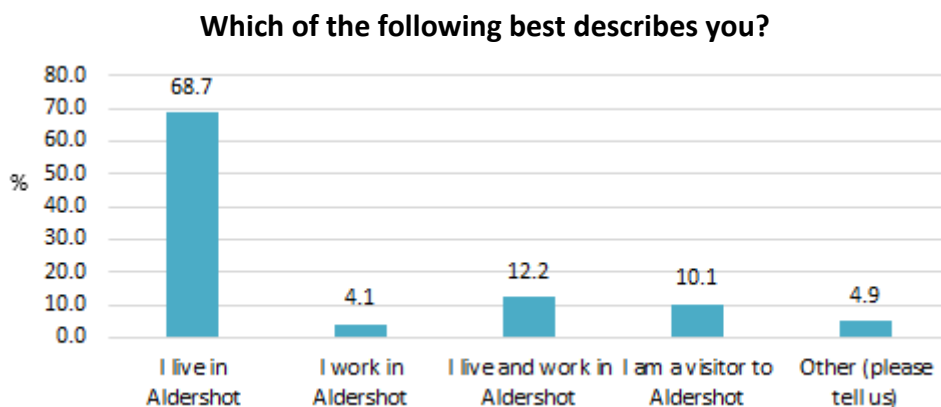


Results

Visiting Aldershot town centre

Question 4: Which of the following best describes you?

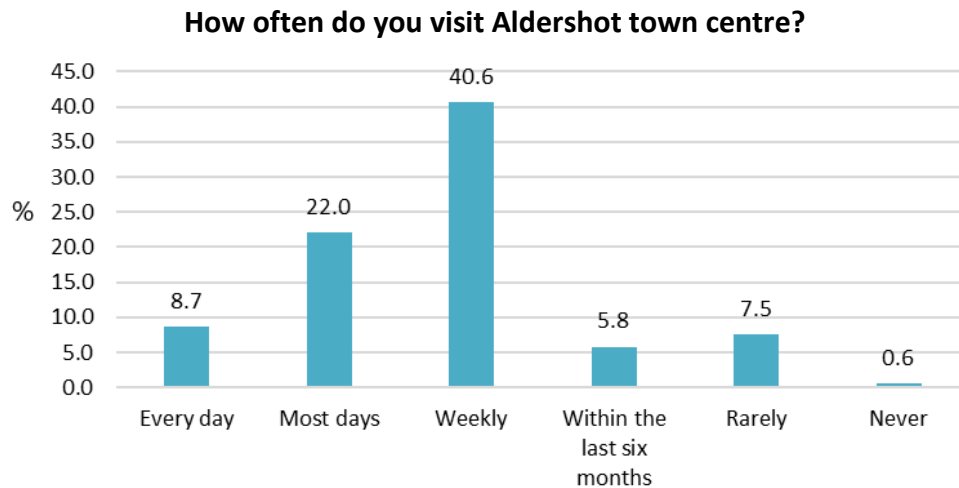
In total 345 respondents completed this question. The majority of respondents lived in Aldershot. 80.9% of respondents (279) indicated that they lived in Aldershot or lived and worked in Aldershot.



Of the 17 respondents who indicated 'other', the main theme of the responses were respondents indicating that they live in Farnborough (12), four also said that they visited Aldershot.

Question 5: How often do you visit Aldershot town centre?

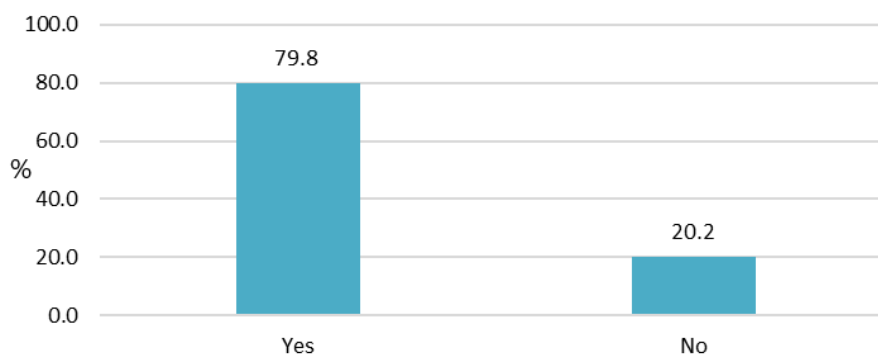
In total 345 respondents completed this question. Overall, 71.3% of respondents (246) visit Aldershot town centre weekly, if not more. 8.7% (30 respondents) visited everyday, 22.0% (76 respondents) visited most days and 40.6% (140 respondents) visited weekly. Two respondents (0.6%) indicated that they never visited Aldershot town centre.



Question 6: Have you witnessed antisocial behaviour in Aldershot town centre in the last year?

In total 346 respondents completed this question. The majority of respondents (276-79.8%) indicated that they had witnessed antisocial behaviour in Aldershot town centre in the last year, 70 respondents (20.2%) had not witnessed antisocial behaviour.

Have you witnessed antisocial behaviour in Aldershot town centre in the last year?



Of those who indicated that they visit Aldershot town centre at least once a week, 85.4% (210 respondents) had witnessed antisocial behaviour the last year.

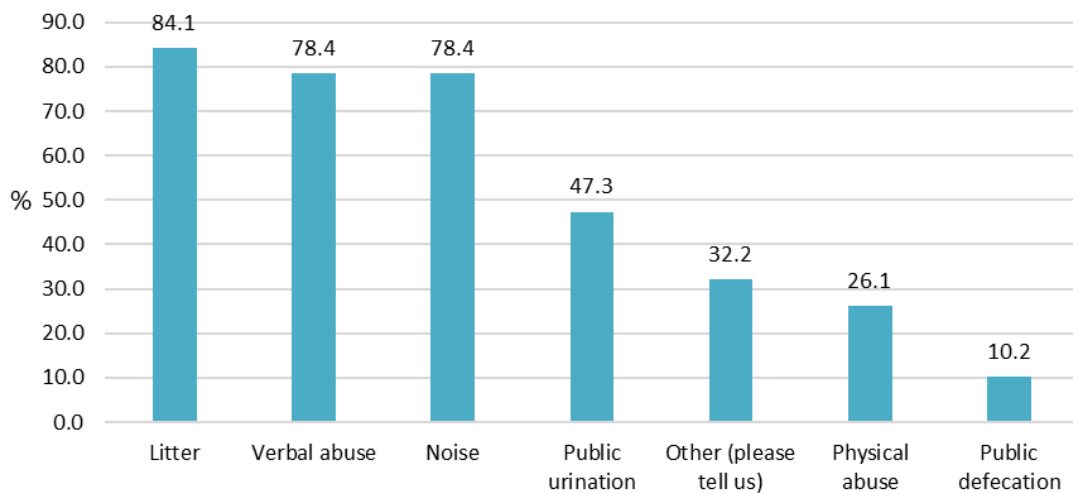
The following questions were for those who had ticked that they had witnessed antisocial behaviour in Aldershot town centre in the last year

Antisocial behaviour in Aldershot town centre

Question 7: What types of antisocial behaviour have you witnessed?

In total 264 respondents completed this question. The most common type of antisocial behaviour witnessed was litter (84.1% - 222 respondents), followed by verbal abuse and noise (both 78.4% - 207 respondents), then followed by public urination (47.3% - 125 respondents).

What types of antisocial behaviour have you witnessed?



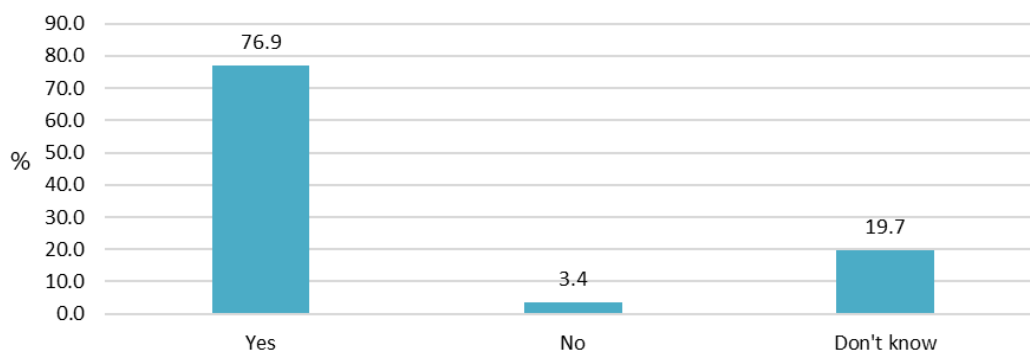
Of the 85 (32.2%) respondents that tick 'other' the main themes of the responses were:

- Drug use and dealing (mentioned in 51 comments)
- Street drinking and drunk people (mentioned in 36 comments)
- Begging (mentioned in 4 comments)
- Dog mess (mentioned in 3 comments)

Question 8: Do you believe that the antisocial behaviour you witnessed was a result of street drinking?

In total 264 respondents completed this question. The majority of respondents (203-76.9%) indicated that they believed that the antisocial behaviour they witnessed was a result of street drinking. 19.7% (52 respondents) didn't know and 3.4% (9 respondents) didn't believe that the antisocial behaviour they witnessed was a result of street drinking.

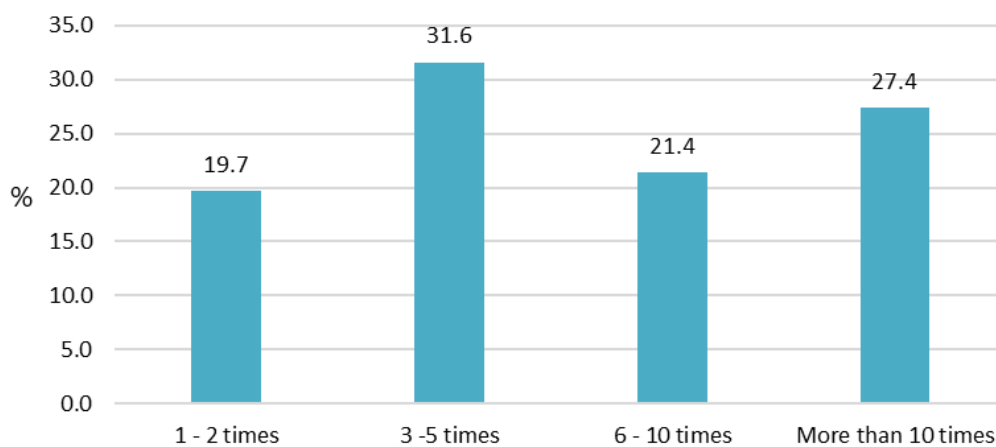
Do you believe that the antisocial behaviour you witnessed was a result of street drinking?



Question 9: If yes, how often have you witnessed antisocial behaviour that you believe was a result of street drinking this in the last year?

In total 234 respondents completed this question. 31.6% (74 respondents) had witnessed antisocial behaviour as result of street drinking 3-5 times in the past year, 27.4% (64 respondent) had witnessed antisocial behaviour as result of street drinking more than 10 times, 21.4% (50 respondents) had witnessed antisocial behaviour as result of street drinking 6-10 times and 19.7% (46 respondents) had witnessed antisocial behaviour as result of street drinking 1-2 times.

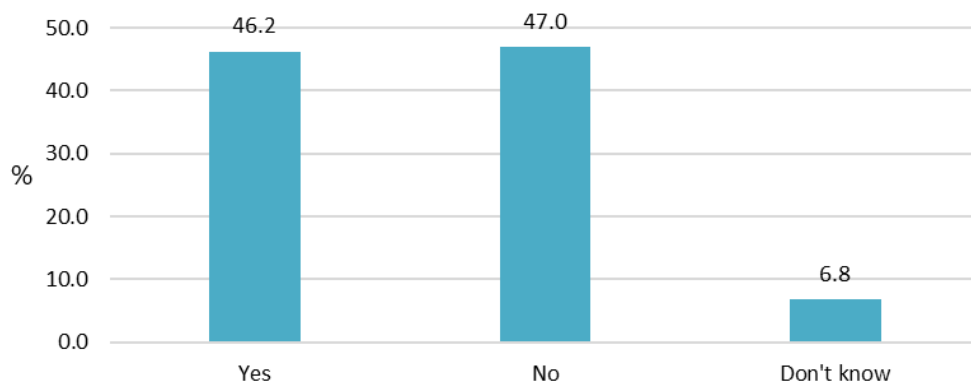
If yes, how often have you witnessed antisocial behaviour that you believe was a result of street drinking this in the last year?



Question 10: Have you witnessed public urination or defecation in Aldershot town centre in the last year?

In total 234 respondents completed this question. Slightly less respondents (46.2% - 122 respondents) had witnessed public urination or defecation in Aldershot town centre in the last year, than had not witnessed it (47.0% - 124 respondents).

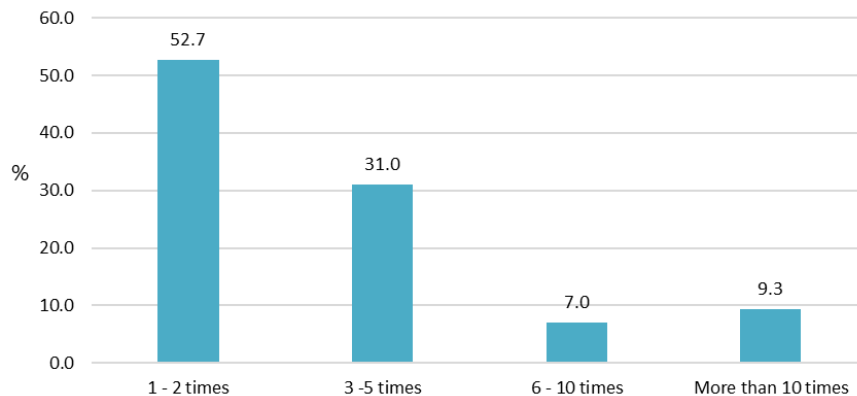
Have you witnessed public urination or defecation in Aldershot town centre in the last year?



Question 11: If yes, how often have you witnessed public urination or defecation in the last year?

In total 129 respondents completed this question. 52.7% (68 respondents) had witnessed public urination or defecation in the last year 1-2 times, 31.0% (40 respondents) had witnessed public urination or defecation 3-5 times, 9.3% (12 respondents) had witnessed public urination or defecation more than 10 times and 7.0% (9 respondents) had witnessed public urination or defecation 6-10 times.

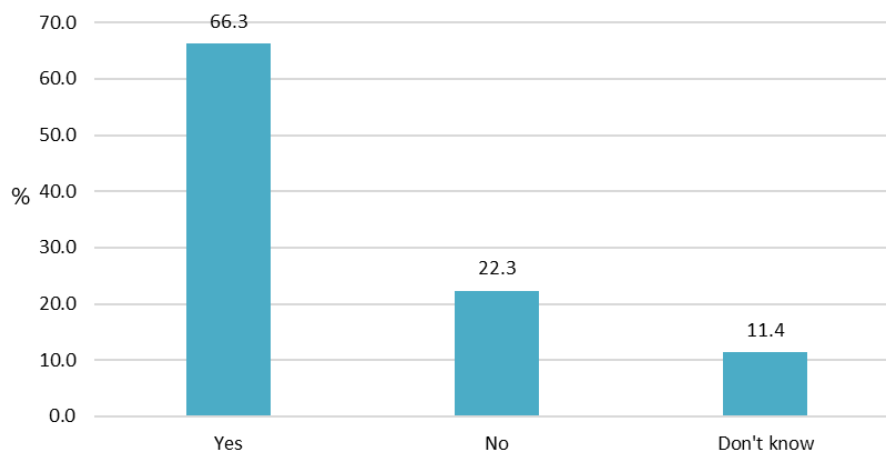
If yes, how often have you witnessed public urination or defecation in the last year?



Question 12: Has the antisocial behaviour you have witnessed had a persistent or continuing detrimental effect on your quality of life?

In total 264 respondents completed this question. The majority of respondents (175-66.3%) indicated that the antisocial behaviour they have witnessed has had a persistent or continuing detrimental effect on their quality of life. 22.3% (59 respondents) didn't think that the antisocial behaviour they have witnessed has had a persistent or continuing detrimental effect on their quality of life and 11.4% (30 respondents) didn't know.

Has the antisocial behaviour you have witnessed had a persistent or continuing detrimental effect on your quality of life?

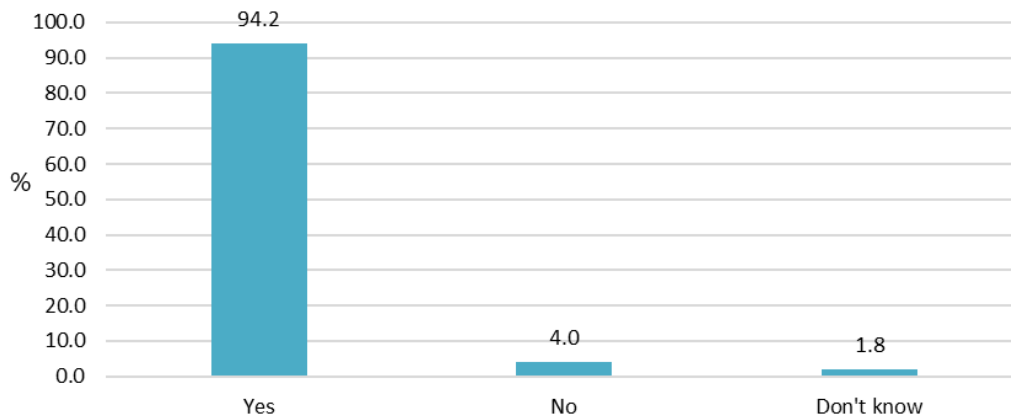


Proposed PSPO

Question 13: Do you support the proposed PSPO which allows authorised police and council officers to confiscate alcohol from those that are engaged in antisocial behaviour?

In total 325 respondents completed this question. The vast majority of respondents (306-94.2%) supported the proposed PSPO which allows authorised police and council officers to confiscate alcohol from those that are engaged in antisocial behaviour. 4.0% (13 respondents) didn't support the proposed PSPO and 1.8% (6 respondents) didn't know if they supported it.

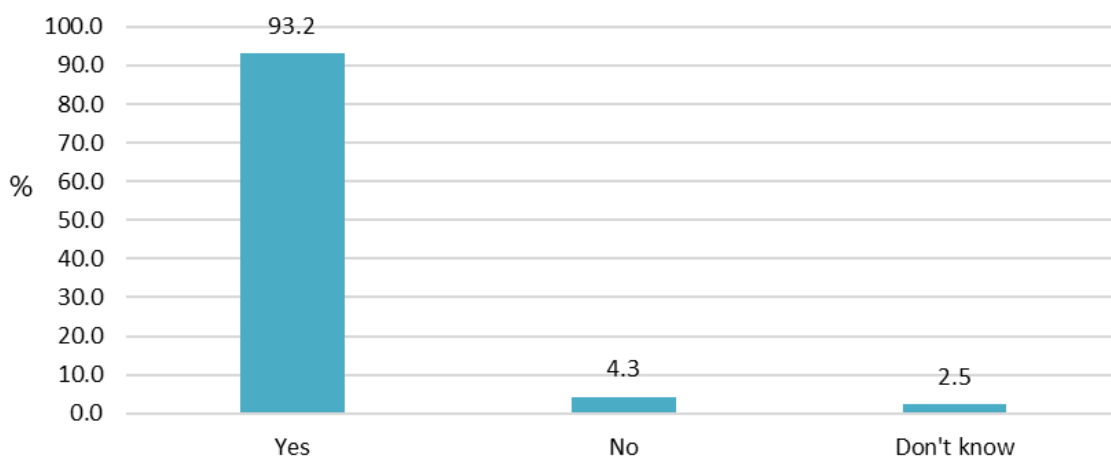
Do you support the proposed PSPO which allows authorised police and council officers to confiscate alcohol from those that are engaged in antisocial behaviour?



Question 14: Do you support the proposed PSPO which allows authorised police and council officers to issue a fixed penalty notice to individual who urinate or defecate in the street?

In total 325 respondents completed this question. The vast majority of respondents (303-93.2%) supported the proposed PSPO which allows authorised police and council officers to issue a fixed penalty notice to individual who urinate or defecate in the street. 4.3% (14 respondents) didn't support the proposed PSPO and 2.5% (8 respondents) didn't know if they supported it.

Do you support the proposed PSPO which allows authorised police and council officers to issue a fixed penalty notice to individual who urinate or defecate in the street?

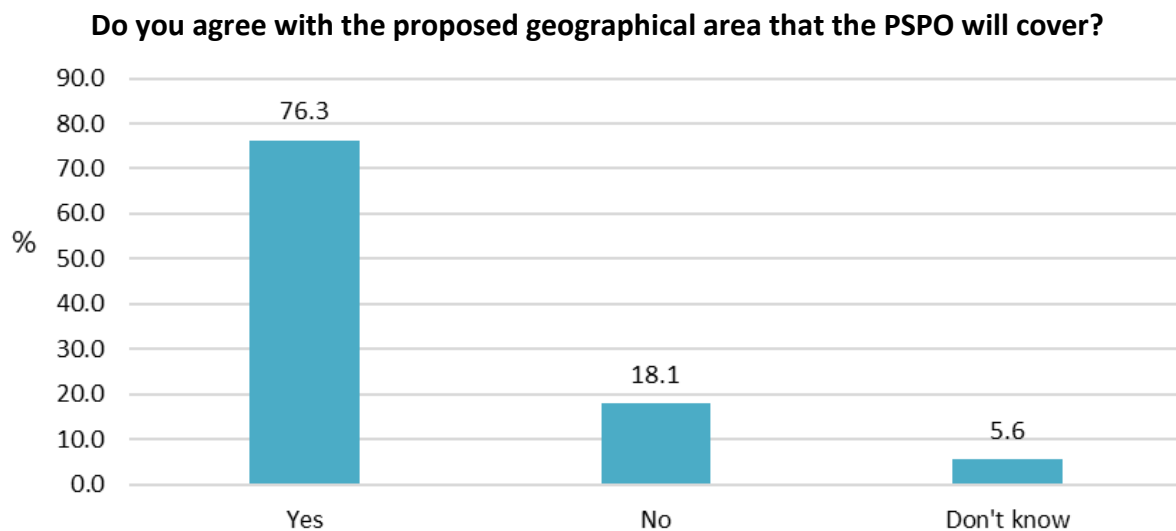


It should be noted that one of the respondents that they did not support the proposed PSPO which allows authorised police and council officers to issue a fixed penalty notice to individual who urinate or defecate in the street, indicated they were answering the survey on behalf of the Nepali community. However, the five other respondents that indicated that they were Nepali, supported the proposed PSPO. As the number of Nepali respondents

in relations to the population in the area was very low, further work may be needed to engage this community.

Question 15: Do you agree with the proposed geographical area that the PSPO will cover?

In total 321 respondents completed this question. The majority of respondents (245-76.3%) agreed with the proposed PSPO geographical area, 18.1% (58 respondents) didn't agree with the proposed PSPO geographical area and 5.6% (18 respondents) didn't know.



Question 16: Have you got any comments on the Council's current approach for dealing with antisocial behaviour associated with drinking in public spaces? If you are able to provide evidence in support of this, please do so.

In total 175 respondents completed this question the main themes (those mentioned over 5 times) of the answers were:

- The PSPO should cover a wider area and concern about pushing the problem on (mentioned in around 63 comments)
 - Manor Park gets mentioned in around 35 comments
- Drugs should be included / what are you doing about drug use / drug use is a problem (mentioned in around 27 comments)
- More police needed / the police and the council need to do more (mentioned in around 26 comments)
- Respondents not feeling safe in the town centre (mentioned in around 15 comments)
- Currently not seeing any action or don't know what the approach is for antisocial behaviour (mentioned in around 15 comments)
- General comments of support (mentioned in around 14 comments)
- Support needed for those for people causing the antisocial behaviour (mentioned in around 7 comments)

- Need to be a harder/ tougher approach (mentioned in around 6 comments)
- More public toilets needed (mentioned in around 6 comments)

Appendix A – copy of the survey



Aldershot Town Centre Public Space Protection Order - Tell us what you think

Proposed PSPO for Aldershot town centre

The council is considering creating a Public Space Protection Order (PSPO) in Aldershot town centre to be able to deal with alcohol-related antisocial behaviour and would like your views.

The proposed PSPO is designed to make sure that the law-abiding majority can enjoy our public spaces without experiencing alcohol-related antisocial behaviour.

It would give the police and authorised council officers powers to ask people to stop drinking and to confiscate their alcoholic drinks if they consider they are acting antisocially in the area covered by the PSPO. It would also give police and authorised council officers the ability to issue Fixed Penalty Notices for public urination and defecation.

If approved, the PSPO would last for three years and would mean that it would be an offence to fail to comply with a request to stop drinking or to hand over alcohol, including any opened or sealed containers. It would also be an offence to urinate or defecate in a public place.

Offenders could face a Fixed Penalty Notice (FPN) of £100 for failing to comply with the PSPO, or fines of up to £1,000 if prosecuted and convicted.

We can only impose restrictions which are 'reasonable and justified' and we have not made any decisions at this time, but we would like your views.

Who we want to hear from

The consultation is open to all, but we would particularly encourage local people, businesses and visitors to Aldershot town centre to respond. We would also welcome responses from stakeholders responding on behalf of particular groups that could be affected by the proposed PSPO.

Have your say and what happens next

We would like to hear your views on the proposed PSPO. Please complete the survey and provide us with your feedback.

You can find more information about this proposal including a draft of the order, an Equality Impact Assessment, and a map of areas we are proposing for the PSPO at www.rushmoor.gov.uk/PSPO.

The consultation is open until **Monday 21 March**.

To view our consultation survey privacy notice, please visit www.rushmoor.gov.uk/consultationprivacynotice

* 1. I am responding... (please tick one)

- As an individual
- As a borough / county councillor
- On behalf of an organisation, local association, community or group
- On behalf of a business in the borough
- Other (please tell us in the box below)



Aldershot Town Centre Public Space Protection Order - Tell us what you think

* 2. Please provide the name of the business, organisation, local association, community or group you are responding for (please write in the box below)

* 3. Are you happy for us to include the name of your business, organisation, local association, community or group in our consultation report in the list of respondents?

- Yes
- No



Aldershot Town Centre Public Space Protection Order - Tell us what you think

Visiting Aldershot town centre

4. Which of the following best describes you? *(please tick one)*

- I live in Aldershot
- I work in Aldershot
- I live and work in Aldershot
- I am a visitor to Aldershot
- Other (please tell us)

5. How often do you visit Aldershot town centre? *(please tick one)*

- Every day
- Most days
- Weekly
- Monthly
- Within the last six months
- Rarely
- Never

* 6. Have you witnessed antisocial behaviour in Aldershot town centre in the last year?

- Yes
- No



Aldershot Town Centre Public Space Protection Order - Tell us what you think

Antisocial behaviour in Aldershot town centre

7. What types of antisocial behaviour have you witnessed? (tick all that apply)

- Verbal abuse
- Physical abuse
- Noise
- Litter
- Public urination
- Public defecation
- Other (please tell us)

* 8. Do you believe that the antisocial behaviour you witnessed was a result of street drinking?

- Yes
- No
- Don't know

9. If yes, how often have you witnessed antisocial behaviour that you believe was a result of street drinking this in the last year?

- 1 - 2 times
- 3 - 5 times
- 6 - 10 times
- More than 10 times

* 10. Have you witnessed public urination or defecation in Aldershot town centre in the last year?

- Yes
- No
- Don't know

11. If yes, how often have you witnessed public urination or defecation in the last year?

- 1 - 2 times
- 3 - 5 times
- 6 - 10 times
- More than 10 times

12. Has the antisocial behaviour you have witnessed had a persistent or continuing detrimental effect on your quality of life?

- Yes
- No
- Don't know



Aldershot Town Centre Public Space Protection Order - Tell us what you think

Proposed PSPO

* 13. Do you support the proposed PSPO which allows authorised police and council officers to confiscate alcohol from those that are engaged in antisocial behaviour?

- Yes
- No
- Don't know

* 14. Do you support the proposed PSPO which allows authorised police and council officers to issue a fixed penalty notice to individual who urinate or defecate in the street?

- Yes
- No
- Don't know

We have identified the below area in Aldershot town centre affected by antisocial behaviour and a proposing to implement a PSPO in this area.

Proposed PSPO area



15. Do you agree with the proposed geographical area that the PSPO will cover?

- Yes
- No
- Don't know

16. Have you got any comments on the Council's current approach for dealing with antisocial behaviour associated with drinking in public spaces? If you are able to provide evidence in support of this, please do so (please write in the box below)



Aldershot Town Centre Public Space Protection Order - Tell us what you think

About you

As part of the Equality Act 2010, we must make sure our services are open and accessible to everyone, that we treat people fairly and appropriately and in consultations, we hear all views.

The following questions will help us to check that we are doing this and will also help us to understand better the answers we receive. We will treat this information as anonymous and confidential and will not identify individuals.

You do not have to answer these questions if you would prefer not to.

17. Which one of the following age bands do you belong to?

- Under 18 years
- 18 -24 years
- 25 – 34 years
- 35 – 44 years
- 45 – 54 years
- 55 – 64 years
- 65 - 74 years
- 75 - 84 years
- 85+ years
- I'd prefer not to say

18. Your gender

- Male
- Female
- I'd prefer not to say

19. What is your ethnic group?

- White - British
- White – Irish
- White – Gypsy/Traveller
- White – other
- Mixed - white and black Caribbean
- Mixed - white and black African
- Mixed - White and Asian
- Mixed – other
- Asian or British Asian – Nepali
- Asian or British Asian – Indian
- Asian or British Asian – Pakistani
- Asian or British Asian – Bangladeshi
- Asian or British Asian – Chinese
- Asian – other
- Black or British black – Caribbean
- Black or British black – African
- Black – other
- Arab
- I'd prefer not to say
- Any other background (please tell us)

20. Do you consider yourself to have any health conditions or disabilities, which limit your daily activities?

- Yes
- No
- I'd prefer not to say



Aldershot Town Centre Public Space Protection Order - Tell us what you think

Thank you for completing our survey

We would like to keep you up-to-date with the latest council news and information about events and activities taking place in Aldershot and Farnborough. You can also sign up to take part in council consultations. To sign up please follow the link below:

[Sign up to news from the council.](#)