

Wage levels data sheet

Last updated: November 2017

Produced by: Strategy, Performance and Partnerships

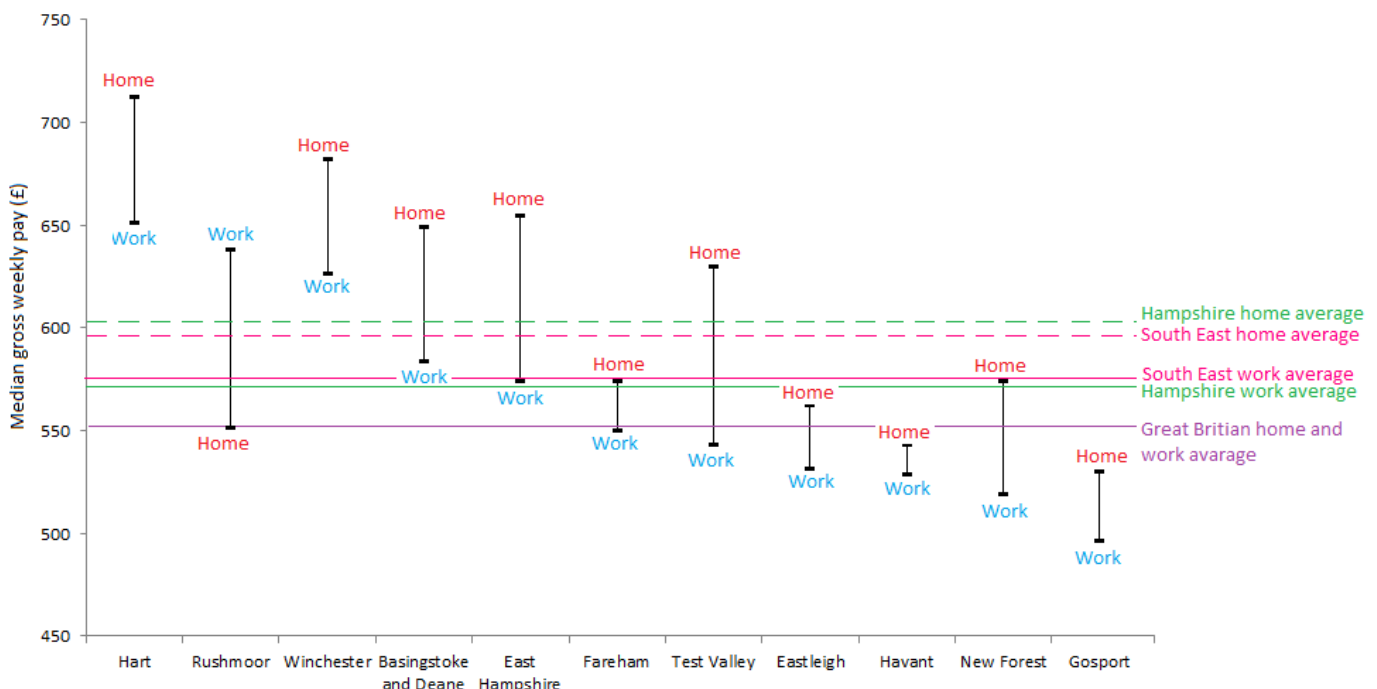
Contact: policy@rushmoor.gov.uk

Summary – According to measures from 2017, those who work in Rushmoor were paid £87 more in weekly wages than those who live in Rushmoor. Rushmoor residents take home less than the average for Hampshire, the South East and Great Britain.

In 2017, Rushmoor residents on average earned £551 a week (full time median gross weekly pay). This was £52 less than the average for residents in Hampshire, £45 less than the average for the South East and £1 less than the average for Great Britain residents. The average weekly wage if you worked in Rushmoor was £638, meaning a difference of £87.

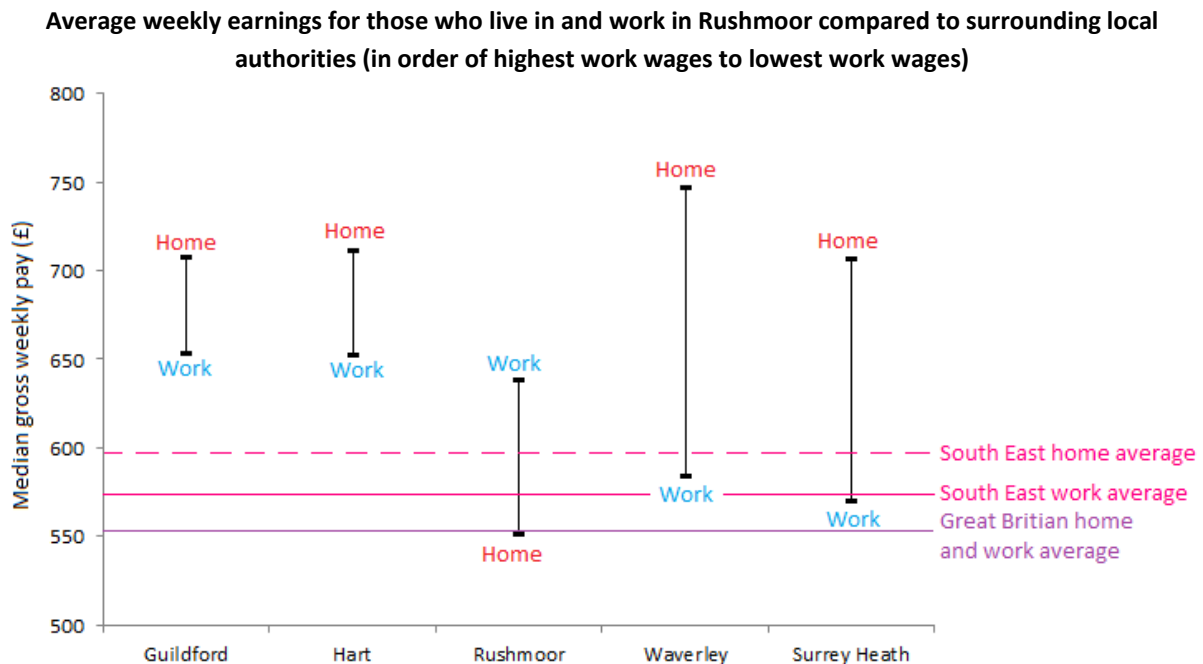
In comparisons to the other districts in Hampshire, Rushmoor has the third lowest average home wage and the second highest average work wage. Rushmoor is the only district in Hampshire where average weekly wages for those who work in the area, is higher than those who live in the area.

Average weekly earnings for those who live in and work in Hampshire districts (in order of highest work wages to lowest work wages)



(Source: Office for National Statistics NOMIS <https://www.nomisweb.co.uk/reports/lmp/la/2038431789/report.aspx?town=rushmoor>)

The graph below shows weekly wages for Rushmoor compared to Rushmoor’s surrounding local authorities. Rushmoor has the lowest average home wage and is the only area to have the work wages higher than home wages.



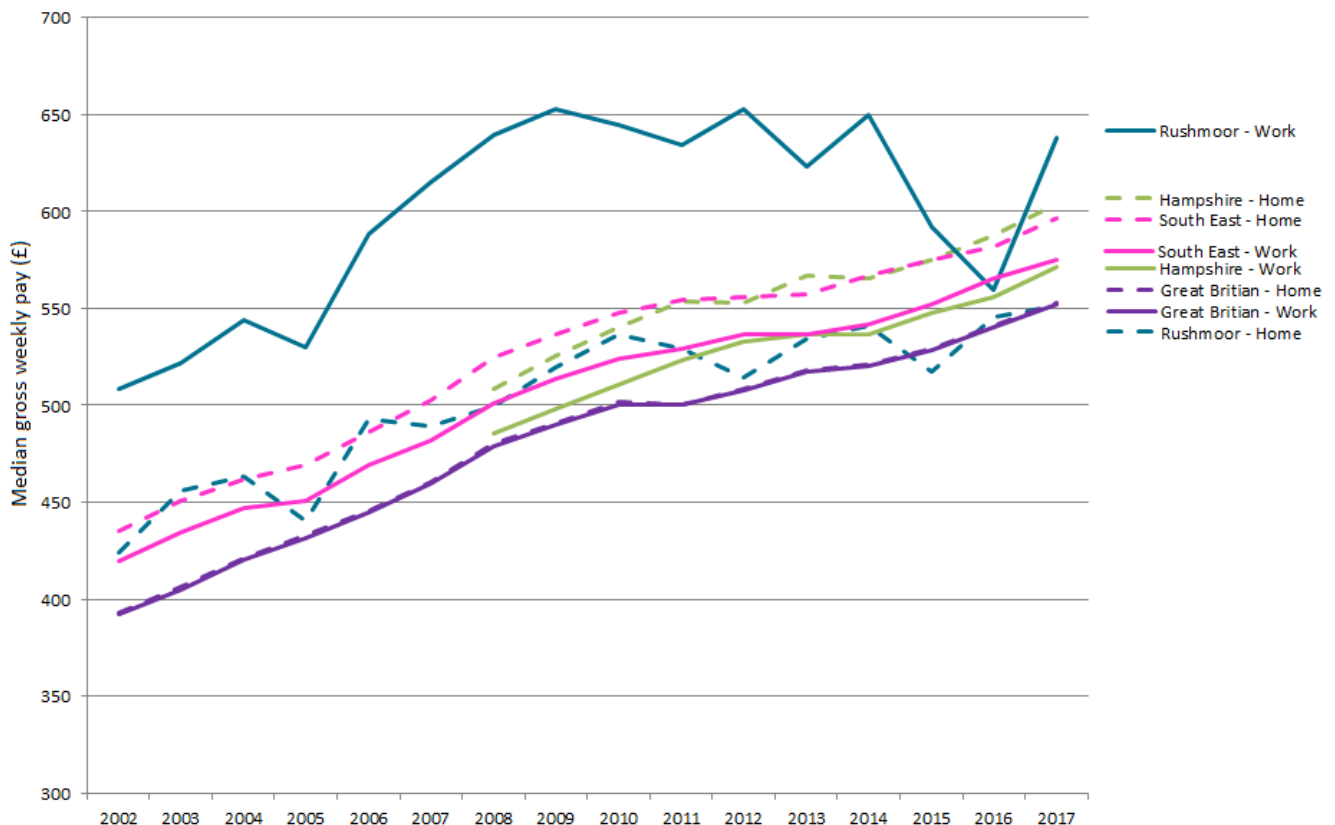
(Source: Office for National Statistics NOMIS <https://www.nomisweb.co.uk/reports/lmp/la/2038431789/report.aspx?town=rushmoor>)

Although in 2017 Rushmoor is not the only local authority area to have higher work wages than home wages in the South East, it does have the biggest gap between those with higher work wages than home wages.

Time Series

The following chart shows the median weekly wages for those who work in and live in Rushmoor, Hampshire, the South East and Great Britain. The gap between the average weekly wages for those who work in and those who live in Rushmoor dropped from £74 in 2015 to £10 in 2016, and then rose to £87 in 2017. The increase in the gap is due to the average weekly wage of those who work in Rushmoor rising sharply.

Average weekly earnings for those who live in and work in Rushmoor, Hampshire, the South East and Great Britain

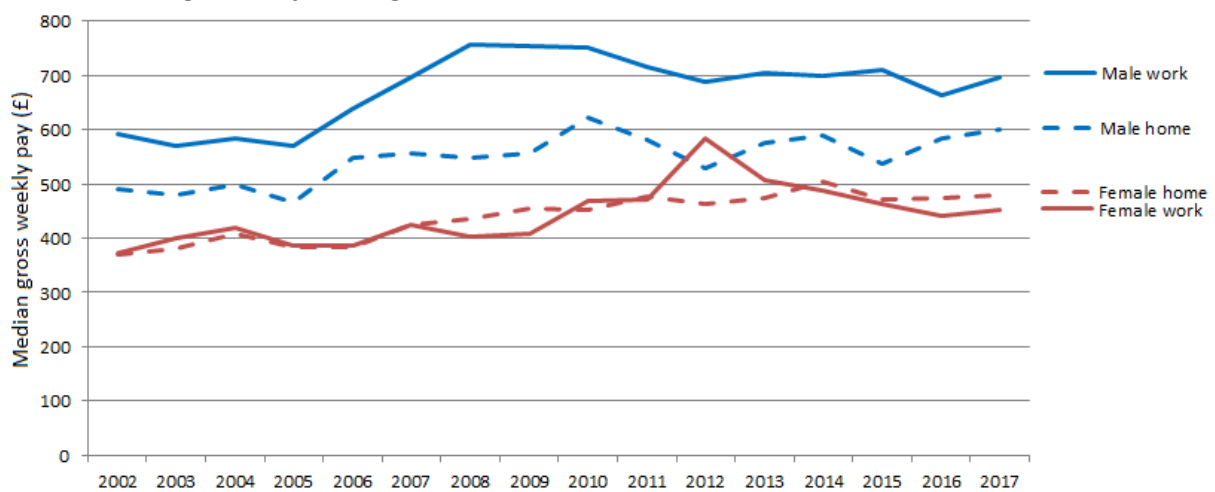


(Source: Office for National Statistics NOMIS)

<https://www.nomisweb.co.uk/reports/lmp/la/2038431789/report.aspx?town=rushmoor>

Males who work in Rushmoor and males who live in Rushmoor, on average earn more than females who work in Rushmoor and females who live in Rushmoor. Females that work in Rushmoor earn £27 less a week on average, than those who live in Rushmoor.

Average weekly earnings for male and females who live in and work in Rushmoor



(Source: Office for National Statistics NOMIS)

<https://www.nomisweb.co.uk/reports/lmp/la/2038431789/report.aspx?town=rushmoor>